




इलाहाबाद विश्वविद्यालय

प्रयागराज – 211 002, उ०प्र० (भारत)
UNIVERSITY OF ALLAHABAD
Prayagraj – 211 002, U. P. (INDIA)



NOTICE

University of Allahabad UG Admissions 2026–27 Through CUET (UG) 2026

The **University of Allahabad (NAAC A+)** hereby notifies that **admissions to all Undergraduate (UG) programmes** for the **Academic Session 2026–27**, including those offered by its **constituent colleges**, shall be conducted **exclusively through the Common University Entrance Test – CUET (UG) 2026**.

This is in strict compliance with the guidelines of the University Grants Commission (UGC) and the mandatory directions of the Ministry of Education, Government of India, applicable to all Central Universities.

All UG programmes of the University are offered under the Four-Year Undergraduate Programme (FYUGP) framework in accordance with the National Education Policy (NEP)-2020.

Students who have passed or are appearing in the Class 12 (10+2) Board Examinations and aspire to seek admission to the University of Allahabad must register for CUET (UG) 2026 and select “University of Allahabad” as a preferred choice while filling the online application form. While selecting subjects in the CUET application, candidates are required to strictly adhere to the programme-specific subject requirements prescribed in Table 1 (Programme-specific subject requirement for UG courses) applicable to the University of Allahabad. Admission shall be strictly based on CUET scores, followed by University-level counselling as per applicable rules.

The **CUET (UG) 2026 Information Brochure**, issued by the **National Testing Agency (NTA)**, is **attached herewith** and is also **available online**.

Important Information – CUET (UG) 2026

1. **Registration Period:** The registration for **CUET (UG)–2026** is open between **January 3 and January 30, 2026 (11:50 PM)**.
2. **Application Submission:** Candidates must submit their applications via the official website <https://cuet.nta.nic.in/>
3. **Application Fee Payment:** The application fee must be paid by **January 31, 2026 (11:50 PM)**.
4. **Application Correction Window:** The correction window will be available from **February 2 to February 4, 2026**.
5. **Examination Dates (Tentative):** The **CUET (UG)–2026** exam will be conducted between **May 11 and May 31, 2026**.
6. **Exam Mode:** The exam will be conducted in **Computer-Based Test (CBT)** mode.
7. **Communication:** Ensure that the email ID and mobile number provided during registration are valid and active, as all communication from the NTA will be sent via email or SMS.



इलाहाबाद विश्वविद्यालय

प्रयागराज – 211 002, उ०प्र० (भारत)

UNIVERSITY OF ALLAHABAD

Prayagraj – 211 002, U. P. (INDIA)



8. **Subject Selection:** Candidates may choose up to a maximum of **five (05) subjects** including languages and General Aptitude Test.
9. **Compulsory Papers: Hindi or English and General Aptitude Test** are compulsory for all UG programmes of the University of Allahabad.
10. From this academic session, in addition to language (English/Hindi) and general aptitude test, **only one domain subject** shall be considered for preparation of merit of the respective programme.
11. Programme-specific subject requirement and eligibility criteria for various UG courses are given in **Table 1 and Table 2**.
12. **Marking Scheme:** For correct answer: **05 marks (Five)**. There will be negative marking for each incorrect answer of **01 (one) mark**.
13. **Question Pattern and Duration:** Total **50 questions** for each test paper. All questions are compulsory. Duration for each test paper would be **60 minutes**.
14. The above information is subject to modification. Candidates are advised to check the **CUET (UG)–2026** website <https://cuet.nta.nic.in/regularly>.

🔗 **CUET (UG) 2026 Registration & Information Portal**

👉 <https://cuet.nta.nic.in/>

The University further clarifies that **no Undergraduate admissions shall be made through any other mode.**

(Issued in Public Interest)
University of Allahabad,
Prayagraj



इलाहाबाद विश्वविद्यालय

प्रयागराज – 211 002, उ०प्र० (भारत)
UNIVERSITY OF ALLAHABAD
Prayagraj – 211 002, U. P. (INDIA)



सूचना

इलाहाबाद विश्वविद्यालय में स्नातक (UG) प्रवेश 2026-27 : CUET (UG)-2026 के माध्यम से
इलाहाबाद विश्वविद्यालय (NAAC A+) यह सूचित करता है कि शैक्षणिक सत्र 2026-27 के लिए विश्वविद्यालय
तथा उसके समस्त संघटक महाविद्यालयों में संचालित सभी स्नातक (UG) कार्यक्रमों में प्रवेश केवल कॉमन
यूनिवर्सिटी एंट्रेंस टेस्ट – CUET (UG)-2026 के माध्यम से किया जाएगा।

यह व्यवस्था विश्वविद्यालय अनुदान आयोग (UGC) के दिशा-निर्देशों तथा भारत सरकार के शिक्षा मंत्रालय के
अनिवार्य निर्देशों के पूर्ण अनुपालन में है, जो सभी केंद्रीय विश्वविद्यालयों पर लागू हैं।

इलाहाबाद विश्वविद्यालय के सभी स्नातक कार्यक्रम राष्ट्रीय शिक्षा नीति (NEP)-2020 के अनुरूप चार वर्षीय
स्नातक कार्यक्रम (Four-Year Undergraduate Programme – FYUGP) के अंतर्गत संचालित किए जा रहे हैं।

कक्षा 12 (10+2) बोर्ड परीक्षा उत्तीर्ण कर चुके अथवा उसमें सम्मिलित हो रहे वे सभी विद्यार्थी, जो
इलाहाबाद विश्वविद्यालय में प्रवेश के इच्छुक हैं, उनके लिए CUET (UG)-2026 के लिए पंजीकरण
करना अनिवार्य है तथा ऑनलाइन आवेदन पत्र भरते समय इलाहाबाद विश्वविद्यालय को अपनी पसंदीदा
विकल्प (Preferred Choice) के रूप में चयनित करें।

CUET आवेदन में विषय चयन करते समय उम्मीदवारों को इलाहाबाद विश्वविद्यालय में संचालित UG पाठ्यक्रमों
के लिए निर्धारित तालिका-1 (कार्यक्रम-विशिष्ट विषय आवश्यकताएँ) का सख्ती से पालन करना होगा। प्रवेश
केवल CUET (UG) अंकों के आधार पर तथा विश्वविद्यालय द्वारा निर्धारित काउंसलिंग प्रक्रिया के माध्यम से
किया जाएगा।

CUET (UG)-2026 की सूचना पुस्तिका, जिसे राष्ट्रीय परीक्षण एजेंसी (NTA) द्वारा जारी किया गया है, संलग्न है
तथा ऑनलाइन भी उपलब्ध है।

महत्वपूर्ण जानकारी – CUET (UG)-2026

1. पंजीकरण अवधि:

CUET (UG)-2026 के लिए पंजीकरण 3 जनवरी से 30 जनवरी, 2026 (रात्रि 11:50 बजे तक) खुला
रहेगा।

2. आवेदन सबमिशन:

उम्मीदवारों को आधिकारिक वेबसाइट
<https://cuet.nta.nic.in/>
के माध्यम से आवेदन जमा करना होगा।

3. आवेदन शुल्क भुगतान:

आवेदन शुल्क का भुगतान 31 जनवरी, 2026 (रात्रि 11:50 बजे तक) किया जाना चाहिए।

4. आवेदन सुधार विंडो:

सुधार विंडो 2 फरवरी से 4 फरवरी, 2026 तक उपलब्ध होगी।

5. परीक्षा तिथियाँ (संभावित):

CUET (UG)-2026 परीक्षा 11 मई से 31 मई, 2026 के बीच आयोजित की जाएगी।



इलाहाबाद विश्वविद्यालय

प्रयागराज — 211 002, उ०प्र० (भारत)
UNIVERSITY OF ALLAHABAD
Prayagraj - 211 002, U. P. (INDIA)



6. **परीक्षा मोड:**

परीक्षा कंप्यूटर आधारित परीक्षा (CBT) मोड में आयोजित की जाएगी।

7. **संचार:**

पंजीकरण के समय दी गई ई-मेल आईडी एवं मोबाइल नंबर मान्य एवं सक्रिय होने चाहिए, क्योंकि सभी संचार राष्ट्रीय परीक्षण एजेंसी (NTA) द्वारा ई-मेल अथवा SMS के माध्यम से भेजे जाएंगे।

8. **विषय चयन:**

उम्मीदवार भाषाओं तथा सामान्य योग्यता परीक्षा सहित अधिकतम पाँच (05) विषयों का चयन कर सकते हैं।

9. **अनिवार्य प्रश्नपत्र:**

हिंदी या अंग्रेज़ी तथा सामान्य योग्यता परीक्षा (General Aptitude Test) इलाहाबाद विश्वविद्यालय के सभी UG पाठ्यक्रमों के लिए अनिवार्य है।

10. इस शैक्षणिक सत्र से, भाषा (अंग्रेज़ी/हिंदी) एवं सामान्य योग्यता परीक्षा के अतिरिक्त, केवल एक डोमेन विषय को संबंधित कार्यक्रम की मेरिट तैयारी के लिए माना जाएगा।

11. विभिन्न UG पाठ्यक्रमों के लिए कार्यक्रम-विशिष्ट विषय आवश्यकताएँ एवं पात्रता मानदंड तालिका-1 एवं तालिका-2 में दिए गए हैं।

12. **अंकन योजना:**

सही उत्तर के लिए 05 अंक (पाँच)।

प्रत्येक गलत उत्तर के लिए 01 अंक (एक) की नकारात्मक अंकन होगी।

13. **प्रश्न पैटर्न एवं अवधि:**

प्रत्येक टेस्ट पेपर में कुल 50 प्रश्न होंगे। सभी प्रश्न अनिवार्य हैं।

प्रत्येक टेस्ट पेपर की अवधि 60 मिनट होगी।

14. उपर्युक्त जानकारी परिवर्तन के अधीन है। उम्मीदवारों को सलाह दी जाती है कि वे नियमित रूप से

CUET (UG)-2026 की वेबसाइट

<https://cuet.nta.nic.in/>

देखते रहें।

🔗 CUET (UG)-2026 पंजीकरण एवं सूचना पोर्टल:

👉 <https://cuet.nta.nic.in/>

इलाहाबाद विश्वविद्यालय यह भी स्पष्ट करता है कि स्नातक स्तर पर प्रवेश किसी अन्य माध्यम से नहीं किया जाएगा।

(जनहित में जारी)

इलाहाबाद विश्वविद्यालय
प्रयागराज

Table 1 Programme specific subject requirement for UG courses (2026-27)

Programme / Course offered	Programme specific subject requirement
<ul style="list-style-type: none"> BA BALLB (Hons) BFA BPA B Voc. (Media Production) BA (Media Studies) BA in Fashion Design & Technology Five-Year Courses on Yoga, Meditation, and Philosophy Five Year Integrated Programme in Management (BBA & MBA) Five Year Integrated Programme in Disaster Management and Environmental Studies 	1. English or Hindi is compulsory 2. General Aptitude Test is compulsory 3. Any ONE of the following domain subjects (Accountancy / Book Keeping, Agriculture, Anthropology, Biology/ Biological Studies/ Biotechnology /Biochemistry, Business Studies, Chemistry, Environmental Studies, Computer Science / Informatics Practices, Economics / Business Economics, Fine Arts , Geography / Geology, History, Home Science, Knowledge Tradition-Practices India, Mass Media / Mass Communication, Core Mathematics / Applied Mathematics, Performing Arts - (Dance, Drama and Music), Physical Education, Physics, Political Science, Psychology, Sanskrit, Sociology)
<ul style="list-style-type: none"> Five Year Integrated Programme in Family & Community Sciences 	1. English or Hindi is compulsory 2. General Aptitude Test is compulsory 3. Any ONE of the following domain subjects (Home Science, Physics, Chemistry, Biology/ Biological Studies/ Biotechnology /Biochemistry, Mathematics, Computer Science, Environmental Studies / Environmental Science)
<ul style="list-style-type: none"> Bachelor of Commerce (BCOM) 	English or Hindi is compulsory General Aptitude Test is compulsory Any ONE of the following domain subjects (Accountancy/Book Keeping, Physics, Chemistry, Mathematics, Computer Science, Biology/ Biological Studies/ Biotechnology /Biochemistry, Environmental Studies / Environmental Science, Business Studies)
<ul style="list-style-type: none"> BSc (Maths) BCA (3 Year) Five year Integrated BCA & MCA (Data Science) BVoc (Software Development) 	English or Hindi is compulsory General Aptitude Test is compulsory Any ONE of the following domain subjects (Physics, Chemistry, Mathematics, Computer Science / Information Practices, Geography / Geology, Environmental Studies / Environmental Science)
<ul style="list-style-type: none"> BSc (Biology) B. Voc. Food Processing and Technology 	English or Hindi is compulsory General Aptitude Test is compulsory Any ONE of the following domain subjects (Biology/ Biological Studies/ Biotechnology /Biochemistry, Physics, Chemistry, Anthropology, Environmental Studies / Environmental Science)

Table 2 Eligibility criteria for Undergraduate courses (2026-27)

Sl. No.	Degree	Eligibility for the programme
1	Bachelor of Commerce (BCOM)	Passed 10+2 or equivalent in Commerce or Science stream of the Intermediate Examination conducted by the U.P. Board/C.B.S.E./I.C.S.E. or any examination by any State Board.
2	Five Year Integrated Programme in Family & Community Sciences	Only female applicants: who have passed 10+2 or equivalent at the Intermediate Examination conducted by the U.P. Board/C.B.S.E./I.C.S.E. or an equivalent examination either with (a) Science Group, or (b) With any other Group having Home Science as one of the subjects
3	Bachelor of Science (Maths group)	Passed 10+2 or equivalent with Physics, Chemistry, Mathematics of the Intermediate Examination conducted by the U.P. Board/C.B.S.E./I.C.S.E. or an examination by any State Board
4	BCA (Bachelor of Computer Application)	Passed 10+2 or equivalent from a recognized board in Science / Commerce Stream. In case the student has passed class 10+2 from a recognized board other than the Science / Commerce, he/she must have studied Mathematics / Statistics / Information Technology / Computer Science / Information Science as one of the subjects in 10+2.
5	Five year Integrated BCA & MCA (Data Science)	Passed 10+2 or equivalent from a recognized board in Science / Commerce Stream. In case the student has passed class 10+2 from a recognized board other than the Science / Commerce, he/she must have studied Mathematics / Statistics / Information Technology / Computer Science / Information Science as one of the subjects in 10+2.
6	Bachelor of Vocation (Software Development)	Passed 10+2 or equivalent from a recognized board in Science / Commerce Stream. In case the student has passed class 10+2 from a recognized board other than the Science / Commerce, he/she must have studied Mathematics / Statistics / Information Technology / Computer Science / Information Science as one of the subjects in 10+2.

7	Bachelor of Science (Biology group) BSc	Passed 10+2 or equivalent with Physics, Chemistry, Biology of the Intermediate Examination conducted by the U.P. Board/C.B.S.E./I.C.S.E. or an examination by any State Board.
8	Bachelor of Vocation (Food Processing and Technology)	10+2 in science stream (PCB/PCBM/ PCM)/ 10+2 with Agriculture
9	Bachelor of Arts (BA)	Passed 10+2 or equivalent in Art, Science or Commerce group conducted by the U.P. Board/C.B.S.E./I.C.S.E. or an examination by any State Board
10	BALLB (Hons)	Passed an examination in 10+2 or 11+1 course of schooling recognized by the Academic Council of the University or equivalent to 10+2 or 11+1 courses recognized by the Bar Council of India, and who have secured 45% marks in case of general, 42% in case of OBC and 40% for SC/ST, in the qualifying examination
11	Bachelor of Fine Arts (BFA)	Passed 10+2 or equivalent in any stream of the Intermediate Examination conducted by the U.P. Board / C.B.S.E./I.C.S.E. or an examination by any State Board
12	Bachelor of Performing Arts (BPA)	Candidates with Music as one of the subjects at Intermediate level or they have passed an equivalent examination in Music from a recognized Institution.
13	Bachelor of Vocation Media Production	10+2 (in any stream)
14	BA Media Studies	10+2 (in any stream)
15	Five Year Integrated Programme in Management (BBA & MBA)	Passed 10+2 or equivalent with Art, Science or Commerce group of the Intermediate Examination conducted by the U.P. Board/C.B.S.E./I.C.S.E. or an examination by any State Board
16	Five Year Integrated Programme in Disaster Management and Environmental Studies	Passed 10+2 or equivalent with Art, Science or Commerce group of the Intermediate Examination conducted by the U.P. Board/C.B.S.E./I.C.S.E. or an examination by any State Board
17	BA in Fashion Design & Technology	Only female applicants: Who have passed 10+2 or equivalent in Art, Science or Commerce group conducted by the U.P. Board/C.B.S.E./I.C.S.E. or an examination by any State Board

18	Five-Year Courses on Yoga, Meditation, and Philosophy	10+2 (in any stream)
----	---	----------------------

Note (Specific eligibility criteria):

1. An applicant who has passed or appeared in any stream of the Intermediate Examination conducted by the U.P. Board/C.B.S.E./I.C.S.E. or an examination by any State Board. The equivalence as defined in University Ordinances-2008 or by UGC Regulations as decided from time to time thereto is eligible to apply for the Undergraduate course for the academic session 2025-2026.
2. An applicant who has passed or appeared at the Intermediate examination with Art group, Science group or Commerce group is eligible to apply for B.A.
3. An applicant who has passed or appeared at the Intermediate examination with Science Group (Maths groups) is eligible to apply for the B.Sc. (Maths group) and with the Science Group (Bio Group) is eligible to apply for B.Sc. (Bio group).
4. The candidate who has passed or appeared in the Intermediate examination with Commerce stream or Science stream will be eligible for admission to B.Com.
5. For BA (Music)/B.P.A application forms of only those candidates would be considered who have Music as one of the subjects at Intermediate level or they have passed an equivalent examination in Music from a recognized Institution.
6. Only such female applicants are eligible to apply for Five year Integrated course in Family and Community Science (Home Science), who have passed or appeared at the Intermediate Examination conducted by the U.P. Board/C.B.S.E./I.C.S.E. or an examination equivalent either with
 - Science Group, or
 - With any other Group having Home Science as one of the subjects after having passed the High School (or equivalent) examination with Science Group.
7. For B.A. (Urdu) application forms of only those candidates would be considered who have Urdu as one of the subjects at Intermediate level or they have passed an equivalent examination in Urdu from a recognized Institution.
8. For B.A. (Geography) application forms of only those candidates would be considered who have Geography as one of the subjects or have science at Intermediate level or they have passed an equivalent examination in from a recognized Institution.
9. The admissions shall be made on the basis of merit in CUET (UG) - 2025 and Practical test of the Department (Department of Visual Arts) in the University of Allahabad. Applicant shall be required to appear in both Practical & CUET (UG) - 2025.

RESERVATION AND SPECIAL CONSIDERATION / QUOTA:

- A. In accordance with provision of Section 9 of the University of Allahabad Act, 2005 (Act No. 26 of 2005) seats shall be reserved for Scheduled Caste (SC), Scheduled Tribe (ST)

and Other Backward Classes (OBC) category candidates in all subjects / course for which the Admission Test has been held, as given here under:

- (i) 15% of the total seats in each subject / course shall be reserved for candidates belonging to Scheduled Caste (SC) category;
- (ii) 7.5% of the total seats in each subject / course shall be reserved for candidates belonging to Scheduled Tribe (ST) category; and
- (iii) 27% of the total seats in each subject / course shall be reserved for candidates belonging to Other Backward Caste (OBC) category.
- (iv) In case the seats reserved for Scheduled Tribe (ST) category candidates remain vacant on account of non-availability of candidates the same shall be filled by the candidates of Scheduled Caste (SC) candidates.
- (v) 10% of the total seats shall be reserved for candidate belonging to EWS category.

B. Kashmiri Migrants:

Weightage as per Government of India guidelines shall be given to Kashmiri Migrants. In order to avail this weightage, the candidates shall have to present a certificate to this effect from an officer of the Ministry of Education not below the rank of Joint Secretary or equivalent.

C. Foreign Nationals/NRI:

Foreign Nationals shall be required to apply through International Students Advisor in accordance with the procedure laid down by the University of Allahabad. The candidate in this case shall not be required to appear in the Admission Test / Entrance Test, but shall be considered for admission on the recommendation of a committee constituted for the purpose, which shall examine the academic credentials and certificates of the candidate before making any recommendation.

D. Sports Quota:

2% of the total seats in each subject/ course shall be allotted under Sports Quota.

E. Person with Disability (Divyang):

- (i) As per section 32(1) of the Rights of Persons with Disabilities Act, 2016, all Government institutions of higher education and other higher education institutions receiving aid from the Government shall reserve not less than **five (05) per cent** seats for person with benchmark disabilities. Therefore 5% of total seats for this course will be available for person with disability who can pursue this course without any difficulty.
- (ii) A candidate who has a certified disability of not less than 40 % in any limb or in orthopaedic structure which, in the opinion of the Medical Board (constituted by the University of Allahabad), amounts to an overall physical handicap of not more than 70% or is a certified Visually impaired or a Hearing impaired, may be admitted to the concerned course / subject, irrespective of his position in the order of merit of the total aggregate score, on the recommendation of the Medical Board.
- (iii) Seats under this quota shall be filled in order of preference given below. One percent each shall be reserved for person with benchmark disability under clause (a), (b) and (c), and one percent with benchmark disability under clauses (d) and (e) namely.

- a. Blindness and low vision.
 - b. Deaf and hard of hearing.
 - c. Locomotor disability including cerebral palsy, leprosy cured dwarfism, acid attack victims and muscular dystrophy.
 - d. Autism, intellectual disability, specific learning disability and mental illness.
 - e. Multiple disabilities from amongst person from clauses (a) to (d).
- (iv) The privilege shall not be given except claimed by the candidate at the time of application. At the time of admission, the candidate shall be required to produce a certificate issued by the Chief Medical Officer of the appropriate District or by the Viklang Kendra, Allahabad, which testifies to his disability and bears an attested photograph indicating his / her disability clearly.
- (v) All candidates entitled to be admitted under the above quota to a course shall be adjusted against their respective social category.

F. Teacher/Employee Ward Quota:

After the completion of admission on the sanctioned seats in each course of study, the wife/husband, sons and daughters of regularly appointed serving and retired teachers / employee of the University, the University Institutes, the constituents Colleges and constituents Institutes which we shall call unit hereafter, who produce relevant certificate duly signed by the Registrar in case of University, the Director in case of University Institutes, the Principal in the case of constituent Colleges (units) and the Director in case of constituent Institutes shall be admitted, on the basis of their relative scores against 5% supernumerary seats (with a minimum of one seat) in each course of study, only in the unit in which such Teachers/Employees are serving or from where they have superannuated.

Provided that in case seats remain vacant in a course in the unit, these will be filled by the wards of the employees of other units,

- ii. It is clarified that the unit mentioned in clause (i) means the University/Constituent Colleges of the University.
- iii. Teacher/Employee Ward benefit will be granted only when the candidate has made such a claim in the Application Form and presents the required documents and certificates at the time of admission. **The order of merit for admission shall be determined on the basis of computed marks of the candidate.**



राष्ट्रीय परीक्षा एजेंसी
National Testing Agency

Excellence in Assessment



विश्वविद्यालय अनुदान आयोग
University Grants Commission
quality higher education for all

उच्चतर शिक्षा विभाग, शिक्षा मंत्रालय, भारत सरकार के तहत एक स्वायत्त संगठन)
(An Autonomous Organization under the Department of Higher Education, Ministry of Education, Government of India)

PUBLIC NOTICE

03 January 2026

Subject: Inviting Online Application Form for the Common University Entrance Test [CUET (UG)] - 2026 for Admission to Undergraduate Programmes into Central Universities/Participating Universities (State/Deemed/Private)- reg.

The National Testing Agency will be conducting the Common University Entrance Test [CUET (UG)]-2026 in the month of May 2026 in 13 mediums across India and abroad for admission into the Undergraduate Programmes for all the Central Universities (CUs) and participating Universities. The CUET (UG) provides a single window opportunity to students seeking admission in any of the Central Universities/ Participating Universities (State/Deemed/Private) across the Country.

2. CUET (UG) – 2026 will be conducted in the Computer-Based Test (CBT) Mode, for Academic Session 2026-27, as per the details given below:

Online Submission of Application Form	03-30 January 2026 (up to 11.50 PM)
Last date of successful transaction of fee through Credit / Debit Card/Net-Banking /UPI	31 January 2026 (upto 11.50 PM)
Correction in Particulars in online application form	02-04 February 2026 (upto 11.50 PM)
Announcement of the City of Examination	To be announced later on the website
Downloading Admit Cards from the NTA website	To be announced later on the website
Date of Examination	Between 11 - 31 May 2026 (tentative)
Display of Recorded Responses and Answer Keys	To be announced later on the website
Website	https://cuets.nta.nic.in/
Declaration of Result on the NTA website	To be announced later on the website

3. The details of the programme(s) offered by Central Universities/ Participating Universities (State/Deemed/Private) are available on their respective websites as well as on NTA website <https://cuets.nta.nic.in/universities/>. Candidates must carefully



Helpline Number: +91-11-40759000, e-mail: cuets-ug@nta.ac.in

वेबसाइट /Website www.nta.ac.in, <https://cuets.nta.nic.in/>





उच्चतर शिक्षा विभाग, शिक्षा मंत्रालय, भारत सरकार के तहत एक स्वायत्त संगठन)
(An Autonomous Organization under the Department of Higher Education, Ministry of Education, Government of India)

refer to the eligibility/requirements of the programme(s) offered by various Central Universities/ Participating Universities in this regard. The list of participating universities is dynamic. Candidates are advised to visit NTA website <https://cuet.nta.nic.in/universities/> for the latest updates regarding the examination and eligibility criteria of participating universities.

4. For scheme of Examination, Eligibility and other relevant information, candidates are requested to check the Information Bulletin of CUET (UG) - 2026 available on NTA website: <https://cuet.nta.nic.in/>.

5. Important Instructions:

- i. Candidates can apply for CUET (UG) - 2026 through the "Online" mode only on the website <https://cuet.nta.nic.in/>. The Application Form in any other mode will not be accepted.
 - ii. Only one application is to be submitted by a candidate. Under no circumstances, candidates will be allowed to fill more than one Application Form.
 - iii. Candidates must strictly follow the instructions given in the Information Bulletin and on the website <https://cuet.nta.nic.in/>. Candidates not complying with the instructions shall be summarily disqualified.
 - iv. Candidates must ensure that the e-mail address and Mobile Number provided in the Online Application Form are their own or Parents/Guardians' only as all information/ communication will be sent by NTA through e-mail on the registered e-mail address or SMS on the registered Mobile Number only.
6. In case any candidate faces difficulty in applying for CUET (UG) - 2026, he/she may contact 011- 40759000 or e-mail at cuet-ug@nta.ac.in. The candidates are also advised to regularly visit the NTA website(s) <https://nta.ac.in> and <https://cuet.nta.nic.in/> for the latest updates regarding the exam.


(Dr. Archana Shukla, ISS)
Director





राष्ट्रीय परीक्षा एजेंसी
National Testing Agency
Excellence in Assessment

INFORMATION BULLETIN

Common University
Entrance Test

CUET (UG)
2026



<https://cuet.nta.nic.in/>

<https://nta.ac.in/>

National Testing Agency

Vision

The right candidates joining best institutions will give India her demographic dividend.

Mission

To improve equity and quality in education by administering research based valid, reliable, efficient, transparent, fair and international level assessments. The best subject matter experts, psychometricians and IT delivery and security professionals will ensure that the current gaps in existing assessment systems are properly identified and bridged.

Core Values

NTA will create a system which will promote teaching (by teachers), learning (by students) and assessment (by parents and institutions). NTA strongly believes in quality, efficiency, effectiveness, equity and security of assessments. To practice these values, NTA will constantly engage with its stakeholders, viz. students, parents, teachers, experts and partner institutions.

Index

CONTENT		PAGE NO.
List of Abbreviations		5
Important Information and Dates at a Glance		6-12
Chapter-1	Introduction	13-14
1.1	About National Testing Agency (NTA)	13
1.2	About Central Universities	13
1.3	About CUET (UG) - 2026	13
1.4	Role of NTA	14
Chapter-2	Examination Scheme	15
2.1	Mode of Examination	15
2.2	Medium of Examination	15
2.3	Scheme of Examination	15
2.4	Pattern of Question Paper	15
2.5	Tests / Subjects covered under CUET (UG) - 2026	15
2.6	Syllabus of Examination	15
Chapter-3	Eligibility	16-17
3.1	Eligibility	16
3.2	List of Qualifying Examinations (QE)	16
3.3	Year of Appearance in Qualifying Examination	17
Chapter-4	Reservation	18-20
4.1	Reservations	18
4.2	Provisions relating to persons with disability/ Persons with Benchmark Disabilities	18
4.3	Scribe and Compensatory Time	19
Chapter-5	Choice Of Examination Cities	21
Chapter-6	Admit Card	22-23
Chapter-7	Schedule Of Examination	24
Chapter-8	Important instructions for the candidates	25-26
Chapter-9	Unfair means practices and breach of examination rules	27-28
9.1	Definition	27
9.2	Punishment for Using Unfair Means practices	28

9.3	Cancellation of Result	28
Chapter-10	Barred Items and Dress Code	29
10.1	Barred Items	29
10.2	Dress Code	29
Chapter-11	Answer Keys of Challenge	30
11.1	Display of Answer Key Challenge	30
11.2	Display of Recorded Responses	30
Chapter-12	CUET (UG) - 2026 NTA Score for Admissions	31-32
12.1	Marking Scheme of Examination	31
12.2	CUET (UG) - 2026 NTA Score	31
12.3	Re-evaluation/ Re-checking of Result	31
12.4	Admissions	32
Chapter-13	Miscellaneous	33
13.1	Correspondence with NTA	33
13.2	Weeding Out Rules	33
13.3	Legal Jurisdiction	33
13.4	RTI	33

APPENDICES			
S. No.	Appendix No.	Particulars	Page No.
1.	I	List of Central Universities	35-36
2.	II	List of Languages/Domain Subjects/ General Aptitude Test under CUET (UG) – 2026	37-38
3.	III	List of Examination Cities for CUET (UG) - 2026	39-46
4.	IV	Procedure for Online Payment of Fees and Helpline for Payment-Related Queries	47-50
5.	V	Computer Based Test (CBT) Guidelines	51-57
6.	VI	Procedure to be adopted for compilation of NTA Score for Multi Shifts Papers in CUET (UG) 2026	58-67
7.	VII	The Gazette of India notification related to PwD/PwBD candidates	68-70
8.	VIII	Certificate regarding physical limitation in an Examinee to Write	71
9.	IX	Certificate for person with specified disability covered under the definition of Section 2 (s) of the RPwD Act, 2016 but not covered under the definition of Section 2(r) of the said Act, i.e. persons having less than 40% disability and having difficulty in writing	72
10.	X	Letter of Undertaking for using Own Scribe	73
11.	XI	Replica of the online Application Form of CUET (UG) – 2026	74-94

LIST OF ABBREVIATIONS

	Computer Based Test
AIU	Association of Indian Universities
CBT	Computer Based Test
CU	Central University
CUET	Common University Entrance Test
EWS	Economically Weaker Section
GOI	Government of India
HEIs	Higher Education Institutions
MCQ	Multiple Choice Question
MoE	Ministry of Education
NDA	Non-Disclosure Agreement (NDA)
NTA	National Testing Agency
OBC-NCL	Other Backward Classes (Non-Creamy Layer)
OCI	Overseas Citizen of India
PwBD	Persons with Benchmark Disabilities
PwD	Persons with Disabilities
RPwBD	The Rights of Persons with Disabilities Act, 2016
SC	Scheduled Castes
ST	Scheduled Tribes
UDID	Unique Disability ID
UPI	Unified Payment Interface (UPI)
UR	Unreserved
UT	Union Territory

IMPORTANT INFORMATION AND DATES AT A GLANCE

Important Dates and Fee Details for Common University Entrance Test (UG) - 2026:

1. Common University Entrance Test (CUET (UG) - 2026 will be conducted in 13 mediums across India and abroad for admission into the Undergraduate Programmes for all the Central Universities (CUs) and State/Participating Universities in India for the academic year 2026-27.

2.

Online Submission of Application Form	03-30 January 2026 (upto 11.50 PM)
Last date of successful transaction of fee through Credit/Debit Card/Net-Banking/UPI	31 January 2026 (upto 11.50 PM)
Correction in Particulars	02-04 February 2026 (upto 11.50 PM)
Announcement of the City of Examination	To be announced later on the website
Downloading Admit Cards from the NTA website	To be announced later on the website
Date of Examination	11-31 May 2026 (Tentative)
Display of Recorded Responses and Answer Keys	To be announced later on the website
Website	https://cuet.nta.nic.in
Declaration of Result on the NTA website	To be announced later on the website

3. Candidates may choose upto a maximum of five (05) subjects including languages and General Aptitude Test. Fees will be **calculated based on the number of subjects chosen** by the candidates. The following fee structure is applicable for CUET (UG) - 2026:

Category	CUET (UG) - 2026	
	Up to 03 Subjects	For each Additional Subject
General (UR)	₹ 1000/-	₹ 400/- (each)
OBC)- (NCL)* / EWS**	₹ 900/-	₹ 375/- (each)
SC/ST/PwD/PwBD/ Third gender	₹ 800/-	₹ 350/- (each)
Centres outside India	₹ 4500/-	₹ 1800/- (each)

**Other Backward Classes-Non Creamy Layer as per the central list of Other Backward Classes available on National Commission for Backward Classes (NCBC), Government of India website www.ncbc.nic.in. Only the candidates falling in this list may mention OBC in the Category Column. State list OBC candidates who are not in OBC-NCL (Central List) must choose General/Unreserved.*

***As per the OM No. 20013/01/2018-BC-II dated 17 January 2019, issued by the Ministry of Social Justice and Empowerment and the OM No. 12-4/2019-U1 dated 17.01.2019 of MoE (then MHRD) Department of Higher Education regarding the implementation of reservation for Economically Weaker Section (EWS) for admission in Central Educational Institutions.*

4. Broad features of CUET (UG) - 2026 are as follows:

Registration	Registration will be online at https://cuet.nta.nic.in
Total subjects	37 (13 languages + 23 domain-specific subjects + 01 General Aptitude Test).
Medium	13 Indian languages (Assamese, Bengali, English, Gujarati, Hindi, Kannada, Malayalam, Marathi, Punjabi, Odia, Tamil, Telugu, and Urdu)
Syllabus	<p>Language Subjects: Language to be tested through reading comprehension (based on different types of passages–Factual, Literary, and Narrative), Literary Aptitude and Vocabulary</p> <p>Domain Subjects: As per NCERT syllabus</p> <p>General Aptitude Test: general knowledge, current affairs, general mental ability, numerical ability, quantitative reasoning (Simple application of basic mathematical concepts arithmetic/algebra geometry/mensuration/statistics), Logical and Analytical Reasoning</p>
Choice of Test Paper	Candidates may choose upto a maximum of five (05) subjects including languages and General Aptitude Test irrespective of the subjects opted in class XII.*
Marking Scheme	Correct Answer: 05 marks (Five). There will be negative marking for each incorrect answer of 01 (one) mark.
Mode of the Exam	Computer Based Test (CBT) mode
Total Questions	50 questions for each test papers. All Question are compulsory.
Duration	Duration for each test paper would be 60 minutes.
Shift	The examination will be conducted in multiple shifts, depending on the number of candidates and subject choices.

**Candidates may select the subjects based on the eligibility criteria for a programme of a desired university .*

- List of Central Universitie is given in **Appendix- I**.
- The list of Subjects offered under CUET (UG)-2026 examination is placed at **Appendix-II**.
- The list of examination cities where the examination will be held may be seen at **Appendix-III**.
- Candidates are requested to fill in the Application Form carefully. Corrections in only certain fields will be permitted during the correction window which will be notified at a later stage.
- Multiple Application Forms submitted by a candidate will not be accepted and will lead to the cancellation of his/her result.**
- The fee can be submitted only online through Net Banking/Credit Card/Debit Card/UPI. Processing charges and GST as applicable are chargeable from the candidate (in addition to the examination fee) by the concerned Bank/Payment Gateway Integrator. For details/procedure, please see **Appendix-IV**.

- vii) The Confirmation Page of the online Application Form will be generated only after the successful payment of the fee by the Candidate. In case the Confirmation Page is not generated after payment of the fee, then the candidate may have to approach the concerned Bank/Payment Gateway (in the helpline numbers and email given in Appendix - IV) to ensure the successful payment or to obtain the refund of duplicate /multiple payments.
- viii) The candidates must carefully read the Instructions (including how to fill up the Application Form online) given in the Information Bulletin available on the NTA Website. Candidates not complying with the instructions shall be summarily disqualified.
- ix) The candidates should apply for **CUET (UG) - 2026 through the "Online" mode only**. The Application Form **in any other mode shall not be accepted**.
- x) Submission of the Application Form should be made by the candidate online through the NTA website: <https://cuet.nta.nic.in>

5. Instructions for filling Online Application Form:

Before **starting** to fill the application form candidates are advised to read the Prospectus displayed on the website of the University/ies where admission to be sought and be clear about the programmes offered by them, seats available, eligibility as regards age, passing/appearing in qualifying exam, minimum marks in the qualifying exam, relaxation there of, reservation, admission procedure, and subject(s) to be chosen from the list of CUET UG 2026 available at <https://cuet.nta.nic.in/information-bulletin/> in CUET etc. before applying for the CUET (UG) - 2026.

- i) NTA will not entertain the corrections sent by the candidate through Post/Fax/WhatsApp/E-mail/by Hand.
- ii) Download the **Information Bulletin** and read carefully to ensure your eligibility.

Step 1: Registration Form:

Register for the Online Application Form and note down the system-generated Application Number. The candidate should provide the required details while filling the Online Application Form and he/she is also required to create PASSWORD and choose Security Question and enter his/her Answer. After successful submission of the personal details, an Application Number will be generated and it will be used to complete the remaining Steps of the Application Form and will also be required for all future reference/correspondence. The generated Application Number will be used/referred for CUET (UG)-2026. For subsequent logins, the candidate will be able to login directly with the respective system generated Application Number and created Password by him/herself.

Step 2: Application Form:

The Candidates can log in with the system-generated Application Number and pre-created Password for completing the Application Form including filling up personal details, educational qualification, university/ programme selection, test paper details, choosing the Examination Cities, providing the details of educational qualifications and uploading the images and documents (if any).

Upload Scanned/ JPG/JPEG Images of the Candidate's Photograph, Signature and disability/ UDID certificate**1. Photograph:**

- i) The candidate will have to upload his/her live photograph at the time of filling of the application form and will also have to upload his/her recent Scanned passport size photograph which should be in colour with 80% face (*including ears, without a mask*) against white background.
- ii) Size of the photograph should be between 10 kb to 200 kb and in JPG/JPEG format (clearly legible).

2. Signature:

Signature file should be JPG/JPEG format (clearly legible) between 10 kb to 50 kb.

3. Disability/UDID Certificate:

Scanned copy of Disability/UDID certificate should be a pdf between 50 kb to 300 kb (clearly legible).

Scanned copy of Identity Proof (for those candidates who will verify their identities through methods other than Aadhaar or DigiLocker) should be in format JPG/JPEG between 10 kb to 200 kb (clearly legible).

Note: -

NTA reserves the right for verification of the candidate's details and photographs. Candidates are advised to update their details on Aadhaar Card with their recent Photograph, Name, Date of Birth, Gender, Address etc. (for updation in Aadhaar, please follow UIDAI Guidelines).

For capturing Live Photograph, candidates should switch on their camera or connect their webcam to the device used for filling the Application Form. If your device does not support a webcam, QR code on the right can be scanned by the candidate using a mobile device/tablet etc. Candidates should ensure there is a light-colored background with proper lighting, and 80% face visibility (including ears, without a mask).

For PwD/PwBD candidates, the details of the UDID Card as uploaded will be verified from UDID portal of the Department of Empowerment of Persons with Disabilities (DePwD). Those who do not have UDID Card should upload Disability Certificate in the proper format and the same may be verified by NTA from the issuing authority.

The Candidate has to upload his/ her own photograph, signature, and certificate(s) as mentioned above (and not of anybody else) in a correct/ proper manner. In case, it is found at any time in the future that the Candidate has used/uploaded the photograph, signature, and certificate(s) of someone else in his/her Application Form/admit card, or he/she has tampered his/her Admit Card/Result/Scorecard, these acts of the candidate shall be treated as Unfair Means (UFM) Practices and treated with the suitable actions as contemplated under the provisions of the Information Bulletin relating to Unfair Means Practices.

Step 3: Fee Payment:

After completing Step 1 and Step 2, the candidates have to pay the requisite examination fees. The fees can be paid only through online mode using Net Banking, Credit Card, Debit Card and UPI. Processing charges and GST as applicable are chargeable to the candidates (in addition to the examination fees) by the concerned Bank/Payment Gateway Integrator. After successful payment, candidate will be able to print the Confirmation Page.

In case the Confirmation Page is not generated after payment of fee then the transaction is cancelled and the candidates have to approach the concerned bank for refund of amount. However, the candidate has to make another payment/transaction, in case the Confirmation Page is not generated. Any such cases of multiple payments (if any), will be reconciled by the NTA after the declaration of final result and will be refunded to the concerned candidates.

***Note:** No request for refund of fee once remitted by the candidate will be entertained by NTA under any circumstances.*

Step 4: Confirmation Page:

- i) All **3 Steps** can be done together or at separate timings. The submission of the Application of a candidate could be considered as successful and his/her candidature would be confirmed only on the successful transaction/receipt of the prescribed application fee from him/her.
- ii) **Download, save and print a copy of the Confirmation Page of the Application Form** (which would be downloadable only after the successful remittance of the fee) for future reference.

Important Instruction about PASSWORD:

During online form filling, the candidate will be required to choose PASSWORD and Security Question and its Answer. The candidate is advised to record/remember his/her password for all future logins.

For subsequent logins, the candidate will be able to login directly with his/her respective system generated Application Number and the chosen Password.

The candidate is advised not to disclose or share his/her password with anybody. Neither NTA nor NIC will be responsible for the violation or misuse of the password of a candidate.

Candidates can change their passwords after login, if desired.

Candidates should remember to log out at the end of their session so that the particulars of the candidate cannot be tampered with or modified by unauthorized persons.

The Password must be created as per the following policy:

Password must be 8 to 13 characters long.

Password must have at least one Upper case alphabet.

Password must have at least one Lower case alphabet.

Password must have at least one numeric value.

Password must have at least one special character (!@#\$\$%^&*~)

How to reset your Password: The following options are available to reset Password

Using Security Question and its Answer you have chosen during Form filling.

Using a verification code sent via text message (SMS) to your Registered Mobile No.

Using a reset link sent via Email to your Registered Email address.

The Application Number printed on the computer-generated Confirmation Page must be mentioned in all such correspondences. It is therefore essential to note down the application number printed on the Confirmation Page.

General Instruction to the Candidate:

- i. Candidate shall ensure that the information entered by them in their respective online Application Form is correct.
- ii. Information provided by the candidates in their respective online Application Forms, like the Name of the Candidate, Contact Details, Address Details, Category, Gender, PwD/PwBD Status, Educational Qualification Details, Date of Birth, Choice of Exam cities, etc. will be treated as final. Any request for change in such particulars will not be considered by NTA under any circumstances.
- iii. All candidates must ensure that they have provided the correct e-mail address and mobile number.
- iv. Candidates must ensure that their email address and mobile number to be registered in their online Application Form are their own, as relevant/important information/ communication will be sent by NTA through e-mail on the registered mail address and/or through SMS on the registered mobile number only. NTA shall not be responsible for any non-communication /miscommunication with a candidate in the email address or mobile number given by him/her other than his/her own. All Candidates shall ensure that the information (like his/her name, mother's name, father's name, gender, date of birth, category, PwBD status, mobile number, e-mail address, photograph and signature, choice of cities for exam Centre, etc.) provided by them in their online Application Form is correct and is their own.
- v. NTA does not edit/modify/alter any information entered by the candidates after completion of the application process under any circumstances. Any request for change in information thereafter will not be entertained. Therefore, candidates are advised to exercise utmost caution before filling up the correct details in the Application Form.
- vi. NTA disclaims any liability that may arise to a candidate(s) due to incorrect information provided by him/her in his/her online Application Form.
- vii. Candidates are advised to visit the NTA Website (<https://cuet.nta.nic.in>) and check their e-mails regularly for the latest updates.
- viii. Candidates shall appear at their own cost at the Examination Centre on the date, shift, and time indicated on their Admit Cards issued by the NTA in due course through its Website.
- ix. The entire application process for CUET (UG) - 2026 is online, including uploading of scanned images/documents, payment of fees, and printing of Confirmation Page, Admit Card, etc. Therefore, candidates are not required to send/submit any document(s) including the Confirmation Page to NTA through Post/ Fax/WhatsApp/Email/by Hand.

- x. Usage of Data and Information:NTA/Government of India can use the data provided by the End Users (test taker in this case) for training, research and development, analysis, and other permissible purposes (s).
- xi. Candidates are advised to fill out only one Application Form and to take utmost care while filling out the mobile number and e-mail address. Candidates are also advised to use the mobile number and email address that are accessible to them (may be parent/ guardian). One mobile number and email address can be used for one Application Form only.

For any queries/ clarifications, candidates can also Email/call at the NTA Helpdesk:

Email ID	cu-et-ug@nta.ac.in
Contact Number	011- 40759000 / 011-69227700

CHAPTER - 1

INTRODUCTION

1.1. About the National Testing Agency (NTA)

The Ministry of Education (MoE), Government of India (GoI) has established the National Testing Agency (NTA) as an independent, autonomous, and self-sustained premier testing organization under the Societies Registration Act (1860) for conducting efficient, transparent, and international standardized tests in order to assess the competency of candidates for admission to higher education institutions with a mission to improve equity and quality in education by developing and administering research-based valid, reliable, efficient, transparent, fair and international level assessments.

NTA strongly believes in the quality, efficiency, effectiveness, equity, and security of assessments. To practice these values, NTA is constantly engaging with its stakeholders, viz. students, parents, teachers, experts, and partner institutions.

The objectives of NTA, inter alia, include:

- i) To conduct efficient, transparent, and international standardized tests in order to assess the competency of candidates for admission.
- ii) To undertake research on educational, professional, and testing systems to identify gaps in the knowledge systems and take steps for bridging them.
- iii) To produce and disseminate information and research on education and professional development standards.

The National Testing Agency has been entrusted with the responsibility of conducting the Common University Entrance Test (UG) for admission into the Undergraduate programmes/ courses for all the Central Universities (CUs) and the other Participating Universities/Institutions/Organizations for the **Academic session 2026-2027**.

1.2. About Central Universities (CUs)

Central Universities or Union Universities in India are established by an Act of Parliament and are under the purview of the Department of Higher Education in the Ministry of Education. In general, Universities in India are recognized by the University Grants Commission (UGC), which draws its power from the University Grants Commission Act, 1956. Central universities, in addition, are covered by the Central Universities Act, 2009, which regulates their purpose, powers, governance, etc.

1.3. About Common University Entrance Test [CUET (UG)]-2026

The Common University Entrance Test (CUET) Scores will be used for admission into UG Programmes in all Central Universities/ Participating Universities for Academic session 2026-27. The Common University Entrance Test (CUET) will provide a common platform and equal opportunities to candidates across the country, especially those from rural and other remote areas, and help establish better connections with the Universities. A single Examination will enable the Candidates to cover a wide outreach and be part of the admissions process to various Central Universities and other participating Universities. The list of Central Universities/Participating Universities may be seen at <https://cuet.nta.nic.in/participating-universities/>.

1.4 Role of NTA

The Role of NTA is confined to the registration of candidates, the conduct of the test, hosting of answer keys, inviting challenges, finalizing answer keys, preparing and declaring results and hosting Score Card.

A merit list will be prepared by participating Universities/Institutes/organizations.

The letters/e-mails/grievances/queries/RTI applications/Court cases pertaining to admission related matters/procedures will not be entertained by NTA. The same may be addressed to the concerned University.

CHAPTER - 2

EXAMINATION SCHEME

2.1. Mode of Examination:

CUET (UG) - 2026 will be conducted in Computer Based Test (CBT) mode only.

2.2. Medium of Examination:

Medium of the Question Papers: The CUET (UG)- 2026 will be conducted in 13 Indian languages (English, Hindi, Assamese, Bengali, Gujarati, Kannada, Malayalam, Marathi, Odia, Punjabi, Tamil, Telugu, and Urdu).

- i) The option of language for Question Paper (QP) should be exercised carefully while filling up the online Application Form and it cannot be changed at a later stage. Candidates while attempting the QP must choose the same medium as opted while registering in the Application form.
- ii) The Question Paper will be in both English and the language opted by the candidate. **English version will prevail in the event of any difference of opinion.**

2.3. Scheme of Examination

S. No.	Parameters	CUET (UG) - 2026
1.	Total subjects	37 (13 Indian languages + 23 domain-specific subjects + 01 General Aptitude Test).
2.	Choice of subject	Candidates may choose upto a maximum of five (05) subjects including languages and General Aptitude Test irrespective of the subjects opted in class XII.*
3.	Mode of the Exam	Computer Based Test (CBT) mode
4.	Total Questions	50 questions for each test papers. All Question are compulsory.
5.	Duration	Duration for each test paper would be 60** minutes.
6.	Shift	The examination will be conducted in multiple shifts, depending on the number of Candidates and Subject choices.
7.	Marking Scheme	Correct Answer: 05 marks (Five). There will be negative marking for each incorrect answer of 01 (one) mark.

*Candidates may select the subjects based on the eligibility criteria for a programme of a desired university.

**Compensatory time for PwBD Candidates of 20 minutes for each hour.

2.4. The pattern of Question Paper:

Objective type Multiple Choice Questions (MCQs).

2.5. Tests / Subject covered under CUET (UG) - 2026

The list of Languages, Domain Specific Subjects and General Aptitude Test covered in CUET (UG) - 2026 is given in **Appendix II**.

2.6. Syllabus of Examination

The detailed syllabus of CUET (UG)- 2026 is available on the website <https://cuet.nta.nic.in/cuetug-2026-syllabus/>.

CHAPTER – 3

ELIGIBILITY

3.1. Eligibility

For appearing in the CUET (UG) - 2026, there is **no age limit** for the candidates. The candidates who have passed the **class 12/equivalent examination** or are appearing in 2026 can appear in the CUET (UG) - 2026 examination. **However, the candidates will be required to fulfill the age criteria (if any) of the University / Institution / Organization in which they are desirous of taking admission.**

3.2. List of Qualifying Examinations (QE)

- i) The **final examination of the 10+2 system**, conducted by any recognized Central/ State Board, such as the Central Board of Secondary Education, New Delhi; Council for the Indian School Certificate Examinations, New Delhi.
- ii) **Intermediate or two-year Pre-University** examination conducted by a recognized Board/ University.
- iii) **Final examination of the two-year course** of the Joint Services Wing of the National Defence Academy
- iv) **Senior Secondary School Examination** conducted by the National Institute of Open Schooling with a minimum of **five** subjects.
- v) Any Public School/ Board/ University examination in India or any foreign country is recognised as equivalent to the 10+2 system by the AIU/University Grants Commission (UGC) or any agency notified by the MoE.
- vi) **Higher Secondary Certificate Vocational Examination.**
- vii) **A Diploma recognized by AICTE or a State board** of technical education of at least 3 years duration.
- viii) **General Certificate Education (GCE)** examination (London/Cambridge/Sri Lanka) at the **Advanced (A) level.**
- ix) **High School Certificate Examination of the Cambridge University or International Baccalaureate Diploma of the International Baccalaureate Office, Geneva.**
- x) Candidates who have completed the Class 12 (or equivalent) examination outside India or from a Board not specified above should produce a certificate from the *University Grants Commission (UGC)* to the effect that the examination they have passed is equivalent to the Class 12 Examination.
- xi) In case the Class 12 Examination is not a public examination, the candidate must have passed at least one public (Board or Pre-University) examination earlier.

3.3. Year of Appearance in Qualifying Examination

For the year of appearance in the Class 12 / equivalent examination, relevant conditions of Universities / Institutions will be applied. The candidate must ensure his eligibility from the website of respective Universities / Institutions.

Note:

- ❖ For admission in Universities through CUET (UG) - 2026, the existing policies regarding quota, category, relaxation, reservations, qualification, subject combinations, preferences, etc. of the respective University / Institution / Organization shall be applicable.
- ❖ As the eligibility criteria for admission may be unique for every University, the candidates are advised to visit the University website to which they are applying for their respective programmes.
- ❖ Candidates are advised to satisfy themselves before applying that they possess the eligibility criteria laid down by the University they are applying to.
- ❖ Mere appearance in CUET(UG) 2026 does not entitle a candidate to be considered for admission to the Programme unless he/she fulfills the Programme-wise eligibility conditions of the University they are applying to.

CHAPTER - 4

RESERVATIONS

4.1 Reservations

Indian nationals belonging to certain categories (OBC-NCL, Gen-EWS, SC, ST, PwD/PwBD) are admitted under the seats reserved for them in accordance with the rules prescribed by the Government of India/State Governments.

4.2 Provisions relating to Persons with Disability (PwD)/ Persons with Benchmark Disability (PwBD):

4.2.1 The Rights of Persons with Disabilities Act, 2016:

The Gazette of India, Extraordinary Part-II Section 1, Ministry of Law And Justice (Legislative Department) New Delhi dated 28 December 2016 on "The Rights of Persons With Disabilities Act, 2016. The relevant paragraphs of the above Gazette Notification for consideration are as under: -

Para 2(r), "**persons with benchmark disabilities**" means **a person with not less than forty percent (40%) of a specified disability** where specified disability has not been defined in measurable terms and includes a person with disability where specified disability has been defined in measurable terms, as certified by the certifying authority.

Para 2 (s) "**Persons with Disability (PwD)**" means a person with long term physical, mental, intellectual, or sensory impairment which, in interaction with barriers, hinders his full and effective participation in society equally with others.

Para 2 (zc) "specified disability" means the disabilities as specified in the schedule(Appendix-VII)

4.2.2 Office Memorandum dated 29 August 2018:

Ministry of Social Justice & Empowerment, Govt. of India, Office Memorandum No. F. No. 34-02/2015-DD-III dated 29 August 2018 for conducting written examination for persons with specified disabilities covered under the definition of Section 2(r) of the RPwD Act, 2016. The relevant paragraphs of the above Office Memorandum for consideration are as under : -

Para IV. The facility of Scribe/Reader/Lab Assistant should be allowed to any person with benchmark disability as defined under section 2(r) of the RPwD Act, 2016 and has limitation in writing including that of speed if so desired by him/her.

In case of persons with benchmark disabilities in the category of blindness, locomotor disability (both arm affected-BA) and cerebral palsy, the facility of scribe/reader/lab assistant shall be given, if so desired by the person.

In case of other category of persons with benchmark disabilities, the provision of scribe/reader/lab assistant can be allowed on production of a certificate to the effect that person concerned has physical limitation to write, and scribe is essential to write examination on his behalf, from the Chief Medical Officer/Civil Surgeon/Medical Superintendent of a Government health care institution as per proforma at **Appendix - VIII**.

In case the candidate is allowed to bring his own scribe, the qualification of the scribe should be one step below the qualification of the candidate taking examination. The person opting for own scribe should submit details of the own scribe as per proforma at **Appendix-X**.

4.2.3 Office Memorandum dated 10 August 2022:

Ministry of Social Justice & Empowerment, Govt. of India, Office Memorandum No F. No. 29-6/2019-DD-III dated 10 August 2022 for conducting written examination for persons with specified disabilities covered under the definition of Section 2(s) of the RPwD Act, 2016 but not covered under the definition of Section 2(r) of the said Act, i.e. person having less than 40% disability and having difficulty in writing. The relevant paragraphs of the above Office Memorandum for consideration are as under: -

Para 3 (b) The facility of scribe and/or compensatory time shall be granted solely to those having difficulty in writing subject to production of a certificate to the effect that person concerned has limitation to write and that scribe is essential to write examination on his/her behalf from the competent medical authority of a Government healthcare institution as per proforma at **Appendix-IX**.

Para 3 (c) The medical authority for the purpose of certification as mentioned above should be a multi-member authority comprising the following: -

- i. Chief Medical officer/Civil Surgeon /Chief District Medical Officer, Chairperson
- ii. Orthopaedic/PMR specialist
- iii. Neurologist, if available*
- iv. Clinical Psychologist/Rehabilitation Psychologist/ Psychiatrist/Special Educator Occupational therapist, if available*
- v. Any other expert based on the condition of the candidate as may be nominated by the Chairperson.

(* the Chief Medical Officer/Civil Surgeon/Chief District Medical Officer may make full efforts for inclusion of neurologists, occupational therapist from the nearest District or the Medical College/Institute, if the same is not available in the District)"

The candidate should fill up the details of scribe as per undertaking proforma at **Appendix-X**.

4.3 Scribe and Compensatory Time

1. The candidate should have the discretion of opting for his own scribe / reader / lab assistant or request the Examination Body for the same. The examining body may also identify the scribe / reader / lab assistant to make panels at the District / Division / State level as per the requirements of the examination. In such instances the candidates should be allowed to meet the scribe two days before the examinations so that the candidates get a chance to check and verify whether the scribe is suitable or not.
2. The word "extra time or additional time" that is being currently used should be changed to "compensatory time" and the same should not be less than 20 minutes per hour of examination for persons who are allowed use of scribe / reader / lab assistant. All the candidates with benchmark disabilities who are eligible for availing the facility of scribe in terms of guidelines vide **para IV of Para 4.2.2** above may be allowed additional time of minimum of one hour for examination of 3 hours duration whether they use the facility of scribe or not. In case the duration of the examination is less than an hour, then the duration of additional time should be allowed on pro-rata basis. Additional time should not be less than 5 minutes and should be in the multiple of 5".

Note:

- ❖ Both the guidelines i.e. dated 29 August 2018 (for PwBDs) and dated 10 August 2022 (for PwDs) have other important aspects such as allowing use of assistive devices, proper seating arrangement, accessibility of examination centres etc. which will be followed. The scribe will help the Candidate in reading the questions and / or keying in the answers as per the directions of the Candidate. A scribe will NEITHER explain the questions NOR suggest any solution to the Candidate.
- ❖ It is to be noted that the Scribe will be provided by the National Testing Agency (NTA), if requested by the Candidate. If it is found at any stage that a candidate has availed the services of a scribe and/or availed the compensatory time but does not possess the extent of disability that warrants the use of a scribe and/or grant of compensatory time, the candidate will be excluded from the process of evaluation, ranking, counselling and admission. In case such a candidate has already been admitted to any Institution, the admission of the candidate will be cancelled.
- ❖ Physical Disability certificate/Unique Disability Identification (UDID)) issued by the notified medical authority needs to be uploaded in the Online Application Form of CUET (UG) -2026
- ❖ The NTA does not guarantee any change in the category or sub-category (PwD/PwBD status) after the submission of the Online Application Form, and in any case, no change will be entertained by NTA after the declaration of NTA Score for CUET (UG) 2026. The category/sub-category (PwD/PwBD status) entered in the CUET (UG) Database by the candidate will be used as final. Therefore, the candidates are advised to fill in the category/sub-category column very carefully.
- ❖ The extent of “specified disability” in a person shall be assessed in accordance with the “Guidelines for the purpose of assessing the extent of specified disability in a person included under the Rights of Persons with Disabilities Act, 2016.
- ❖ Candidates must note that the benefit of reservation will be given to them subject to verification of documents. If it is discovered at any stage that a candidate has used a false/fake/incorrect document or has furnished false, incorrect or incomplete information, in order to avail the benefit of reservation, then such a candidate shall be excluded from all admission processes. In case such a candidate has already been given admission, the admission shall stand cancelled.

CHAPTER – 5

CHOICE OF EXAMINATION CITIES

The Cities where the CUET (UG) – 2026 will be conducted are given in **Appendix -III**. While applying, candidates can select up to a maximum of four cities of their choice within the States provided in their Present and Permanent Address. All efforts will be made to allot the city of Examination to the candidates in order of choice opted by them in their online Application Form. However, due to administrative/logistic reasons, a different city can be allotted.

In case, there are very few candidates from a City, the NTA reserves the right to merge one, two or more cities.

The decision of the NTA regarding the allotment of the City/Centre shall be final. No further correspondence or request shall be entertained in such a case.

While filling up the Online Application Form, candidates can select maximum four Convenient Cities from **Appendix - III** as their Choice of Cities for the exam Centre in order of their priority. Choice of Centre Cities will be limited to **the State of Permanent Address or State of Present Address** only and in certain cases, only one option may also be available based on the address criteria.

In case of foreign candidates also, Choice of Cities will be based on their Present and Permanent address from **Appendix -III** for the exam Centre in order of their priority.

For convenience, the candidates may select their own city or neighbouring cities in their State of Residence or permanent address only. NTA will not be responsible for any inconvenience due to the incorrect selection of cities by the candidates.

In case, the number of candidates opting for a city as a Centre with a regional language is less than a certain minimum, candidates may be allotted a Centre in another city irrespective of the city opted by the candidates for appearing in the examination.

Though every effort will be made to allot a Centre in one of the cities selected by the candidate, the NTA reserves the right to allot a Centre in a city other than the candidate's choice.

Note:

All efforts will be made by NTA to consider the comfort and convenience of candidates, including PwD/ PwBD Candidates while allotting Centres.

CHAPTER -6

ADMIT CARD

The Admit Card would be issued provisionally to the candidates through the NTA website: <https://cuets.nta.nic.in> subject to the fulfillment of the eligibility conditions and receipt of the prescribed application fee by NTA.

The candidate has to download the Admit Card from the NTA website. The candidate will appear in the examination at the given Centre on the date and shift/timing as indicated in his/her Admit Card.

No candidate will be allowed to appear at the examination Centre, on the date and shift/time other than that allotted to him/her in his/her Admit Card.

In case a candidate is unable to download his/ her Admit Card from the website, he/ she should approach the NTA Help Line Number: 011-40759000 between 10.00 A.M. to 05.00 P.M.

The candidates are advised to read the instructions on the Admit Card carefully and strictly follow them during the examination.

In case of any discrepancy in the particulars of the candidate or his/her photograph and signature shown in the Admit Card and Confirmation Page, the candidate may immediately **approach the NTA Help Line between 10.00 A.M. and 5.00 P.M. In such a case, the candidate would appear in the examination with the already downloaded Admit Card. However, NTA will take necessary action to make corrections in the record later.**

The date of downloading the Admit Card for the exam will be announced on the NTA website <https://cuets.nta.nic.in>

Note :

- i) Any candidate reporting at the centre after the gate closing time will not be permitted to appear for the Examination and any act of forceful entry or any representation/argument with the exam functionaries will lead to consideration of the act by the candidate as UFM.
- ii) The Candidates may please note that Admit Cards will not be sent by post.
- iii) In no case, the duplicate Admit Card for Common University Entrance Test (UG) – 2026 be issued at the Examination Centres.
- iv) The candidates must not mutilate the Admit Card or change any entry made therein. Any intentional act to bring in any change or tampering of Admit Card if noticed, will be considered as UFM.
- v) Candidates are advised to preserve their Admit Cards in good condition for future reference.
- vi) No Admit Card shall be issued to the candidates whose applications are found to be incomplete for any reasons (including indistinct/ doubtful photographs/unsigned Applications) or who do not fulfill the eligibility criteria for the examination.
- vii) Issue of Admit Cards, however, shall not necessarily mean acceptance of eligibility which shall be further scrutinized at subsequent stages of the admission process by the University/Institution.
- viii) The candidates are advised to check their registered Email ID's regularly and reply to any clarification sought by NTA during the entire cycle of Examination.

Candidates are advised to carry only the following items with them into the examination venue:

- i) Print copy of Admit card along with Self Declaration (Undertaking) downloaded from the NTA Website (a clear printout on A4 size paper) duly filled in
- ii) A simple transparent Ball Point Pen
- iii) Additional photograph (same as uploaded on the Online Application Form) to be pasted on the attendance sheet in the Examination Room/ Hall.
- iv) Any one of the authorized photo IDs (must be original, valid, and non-expired) – School Identity Card/ PAN card/ Passport/ Aadhaar Card (With photograph)/ E-Aadhaar with photograph/ Class 12 Board Admit Card with photograph/ Bank Passbook with Photograph.
- v) PwD/PwBD certificate issued by the authorized medical officer, if claiming the relaxation under the PwD/PwBD category
- vi) Sugar tablets/fruits (like banana/apple/orange) in case the candidate is diabetic.

CHAPTER – 7

SCHEDULE OF EXAMINATION

Date of Examination	11-31 May 2026 (tentative)
Mode of Examination	Computer Based Test (CBT) mode
Slot/shifts	To be informed later
Timing of Examination	To be notified later
Duration of Examination	60 minutes duration for each test paper.

*Note – *Compensatory time for PwD/PwBD Candidates of 20 minutes for a one-hour Examination will be given to those who are eligible for Scribe.*

- 7.1 The examination may be held on multiple shifts, depending on the number of candidates and their combinations of subjects option.
- 7.2 Though the tests are scheduled in multiple shifts, as the case may be, each test within each shift is distinct and independent of the other.
- 7.3 However, the allotment of candidates to the Shift will be based on the options exercised and technical and administrative considerations.
- 7.4 Admit Cards will be issued for the Subject(s) opted by him/her. No request for a change of date or /shift will be entertained.
- 7.5 Candidates have to report for the slot/s as per the time stated in their respective Admit Cards.

CHAPTER – 8

IMPORTANT INSTRUCTIONS FOR THE CANDIDATES

- 8.1 Candidates are advised to report at the Examination Center well in time i.e. 02 hours before the commencement of the examination.
- 8.2 Candidates should take their seats immediately after the opening of the Examination Hall. If the candidates do not report in time due to any reason i.e. traffic jam, train/bus delay, etc, they are likely to miss some of the important instructions to be announced in the Examination Rooms/Halls. The NTA shall not be responsible for any delay.
- 8.3 The candidate must show, on-demand, the Admit Card downloaded/printed from the NTA website for admission in the examination room/hall. The Test Centre Staff on duty is authorized to verify the identity of candidates and may take steps to verify and confirm the identity credentials. A candidate who does not possess a valid Admit Card and authorized Photo ID shall not be permitted to take the examination under any circumstances by the Centre Superintendent.
- 8.4 A seat indicating Roll Number will be allotted to each candidate. Candidates should find and sit in their allocated seats only. In case a candidate ventures to change his/her seat and does not sit on the seat allotted to him/her could face cancellation of candidature. No plea would be entertained in this regard.
- 8.5 The candidate should ensure that the Question Paper available on the computer is as per his/her opted subject indicated in the Admit Card. In case, the subject of the Question Paper is other than his/her opted subject, the same may be brought to the notice of the Invigilator concerned immediately.
- 8.6 The candidates may approach the Centre Superintendent/Invigilator in the room for any technical assistance, first aid emergency, or any other information during the course of the examination. For any queries or issues regarding the Test, the candidates may contact on Helpline Numbers available on the NTA website.
- 8.7 For any queries or issues regarding the Computer Based Test, the candidates may contact on Helpline Numbers available on the CUET (UG) website.
- 8.8 In case a candidate, by furnishing false information, his / her candidature will be cancelled and his / her result will not be declared.
- 8.9 For those who are unable to appear on the scheduled date of the test for any reason, a re-test shall not be held by the NTA under any circumstances.
- 8.10 All Candidates shall ensure that the information (like his/her name, mother's name, father's name, gender, date of birth, category, PwD/PwBD status, mobile number, e-mail address, photograph, and signature, choice of cities for examination Centre, etc.) provided by them in their online Application Form is correct. Candidates are advised to exercise the utmost care in filling up the correct details in the Online Application Form. Any request for change in the particulars and uploaded scanned images at any stage will not be considered by NTA under any circumstances. NTA will not entertain the corrections sent by the candidate through Post/Fax/WhatsApp/E- mail/by Hand.
- 8.11 **Candidates are NOT allowed to carry Instruments, Geometry or Pencil box, Handbag, Purse, any kind of Paper/ Stationery/ Textual material (printed or written material), Eatables and Water (loose**

or packed), Mobile Phone/ Earphone/ Microphone/ Pager, Calculator, DocuPen, Slide Rules, Log Tables, Camera, Tape Recorder, Electronic Watches with facilities of calculator, any metallic item or electronic gadgets/ devices in the Examination Hall/Room.

- 8.12 Candidates are requested to retain a copy of the Confirmation Page, Admit Card, and Scorecard of the CUET (UG) 2026.

Note:

Candidates shall appear at their own cost at the Centre on the Date and Shift as indicated in their Admit Card issued by the NTA. Under no circumstances the choice of cities for the Centre and shift provided in the Admit Card shall be changed.

Candidates MUST carry the following documents on the day of examination at the test centre. In the absence of these documents, candidates will not be allowed to sit for the examination.

- i) Print copy of Admit Card along with Self Declaration (Undertaking) downloaded from the NTA Website (a clear printout on A4 size paper) duly filled in.
- ii) One passport size photograph (same as uploaded on the Online Application Form) for pasting on the specific space in the Attendance Sheet at Centre during the examination.
- iii) Any one of the authorized photo IDs (must be original, valid, and non-expired) – School Identity Card/ PAN card/ Passport/ Aadhaar Card (With photograph)/E-Aadhaar with photograph/ Class 12 Board Admit Card with photograph/ Bank Passbook with Photograph.
- iv) PwD/PwBD certificate issued by the authorized medical officer, if claiming the relaxation under PwD/PwBD category or PwD/PwBD Certificate regarding physical limitation in an examination to write as per Annexures given in Information Bulletin, if claiming the relaxation under PwD/PwBD category.
- v) A simple transparent Ball Point Pen.

Rough work and Handing over of the Rough sheets

All calculations/ writing work is to be done only in the Rough Sheet provided at the Test Centre in the Examination Room/Hall and on completion of the test, candidates must hand over the Rough Sheets to the Invigilator on duty in the Room/Hall.

Candidate must write their Names and Application Number on the top of each Rough Sheet provided to him/her during the Examination. In case candidates are found swapping the rough sheets, they will be considered as UFM and appropriate action will be taken as per relevant clauses of UFM.

The rough sheets provided to the candidate will be collected by the invigilator and destroyed by shredding after the conduct of Examination.

Note :

Candidates shall appear at their own cost at the Centre on the Date, Shift and Time as indicated in their Admit Card issued by the NTA. Under no circumstances the choice of cities for the Centre and shift provided in the Admit Card shall be changed.

Candidates are advised to update their details on Aadhaar Card with their recent Photograph, Name, Date of Birth, Gender, Address etc. (for updation in Aadhaar, please follow UIDAI Guidelines) for verification at the Examination Centre.

CHAPTER – 9

UNFAIR MEANS PRACTICES AND BREACH OF EXAMINATION RULES

9.1 Definition

Unfair Means Practice is an activity that allows a candidate to gain an unfair advantage over other candidates. It refers to any actions or behaviour by a candidate that violate Examination rules and compromise the integrity, fairness, or confidentiality of the Exam. It includes, but is not limited to

- ❖ Being in possession/use of any item or article in the Exam Hall which has been prohibited or can be used for unfair practices, including any stationery item, communication device, Mobile Phone, Bluetooth device, smartwatch, calculator, electronic device, accessories, any items restricted by the Examination Agency or any other material or information relevant or not relevant to the Examination in the paper concerned;
- ❖ Engaging someone to write an Examination (impersonation) or preparing material for copying;
- ❖ Assisting other candidates to engage in malpractices, giving or receiving assistance of any kind directly or indirectly or attempting to do so;
- ❖ Contacting or communicating or trying to do so with any person, other than the Examination Staff, during the Examination time in the Examination Centre;
- ❖ Peeping and interacting, talking, whispering, cheating, writing on hands/desks, assisting others during the Exam;
- ❖ Passing answers or communicating through hand signals or gestures, looking at another student's screen;
- ❖ Threatening any of the officials connected with the conduct of the Examination or threatening any of the candidates;
- ❖ Using or attempting to use any other undesirable method or means in connection with the Examination;
- ❖ Manipulation, Locking and fabrication of online or Physical documents/Certificates viz. Admit Card, Self- Declaration, score card, Aadhaar Card or any certificates/documents issued by any Government authority etc.;
- ❖ Forceful entry /exit from Examination Centre/Hall beyond the specified time;
- ❖ Use or attempt to use of any electronic device after entering the Examination Centre;
- ❖ Affixing/uploading of wrong/morphed photographs/signatures on the Application Form/Admit Card/ Proforma;
- ❖ Passing on the rough paper with scribbling;
- ❖ Trying to hack the system, possession/use of USBs, hacking tools, cheating through Screen recording, taking photos/screenshots, Bluetooth devices, logging in with another person's credentials or fake ID, trying to hack the test software, tampering, pausing or altering test timer, sharing or leaking digital copies of questions .
- ❖ Creating obstacles in the smooth and fair conduct of the Examination;
- ❖ Fidgeting and looking here and there;
- ❖ In possession of bits of written/ printed paper;
- ❖ Any candidate with more than one Application Number (more than one SCORE CARDS) will

be treated as UFM, even if found at a later stage, and strict action will be taken against that Candidate;

- ❖ Producing/uploading manipulated Disability Certificate/ Medical Certificate or Documents;
- ❖ Breaching Examination rules or any direction issued by NTA in connection with Examination from time to time;
- ❖ Any other malpractices declared as Unfair Means by the NTA;
- ❖ An offence punishable under the Public Examinations (Prevention of Unfair Means) Act, 2024.

9.2 Punishment for using unfair means and practices

During the course of, before, or after the Examination if a candidate indulges in any of the above or similar practices, he/she shall be deemed to have used unfair practices and booked under the Unfair Means case UFM. A Committee will be constituted to review all UFM cases.

NTA reserves the right to take appropriate action as per the procedures & norms and punishment or punitive actions will be taken based on the nature of offence.

The candidate may be debarred up to 3 years in the future and shall also be liable for criminal action and /or any other action as deemed fit. No representation in this regard will be entertained by the NTA.

9.3 Cancellation of Result

The result CUET (UG)- 2026 of the candidate(s) who indulge in Unfair means Practices will be cancelled and will not be declared. Similarly, the result of those candidates who appear from the Centre other than the one allotted to them or allow another candidate/person to write the examination on his/her behalf will be cancelled. No plea will be entertained in this regard.

CHAPTER 10

BARRED ITEMS AND DRESS CODE

10.1 Barred Items

10.1.1 The candidates will be subjected to extensive and compulsory frisking before entering the Examination Centre with the help of highly sensitive metal detectors. The candidates are not allowed to carry the following items inside the Examination Centre under any circumstances.

- i) Any item like textual material (printed or written), bits of paper, Geometry/Pencil Box, Plastic Pouch, Calculator, Pen, Scale, Writing Pad, Pen Drives, Eraser, Calculator, Log Table, Electronic Pen/Scanner, etc.
- ii) Any communication device like Mobile Phone, Bluetooth, Earphones, Microphone, Pager, Health Band, etc.
- iii) Other items like Wallet, Goggles, Handbags, Belt, Cap, etc.
- iv) Any Watch/Wristwatch, Bracelet, Camera, etc.
- v) Any ornaments/metallic items.
- vi) Any food items opened or packed, water bottles, etc.
- vii) Any other item that could be used for unfair means, communication devices like a microchip, camera, Bluetooth device, etc.

10.1.2 No arrangement will be made at the Centres for keeping any articles/items belonging to the candidates.

10.1.3 The candidates wearing articles or objects of faith (customary/ cultural/ religious) should report at the examination centre atleast **two hours before the last reporting time** so that there is enough time for proper frisking without any inconvenience to the candidate while maintaining the sanctity of the examination. If upon screening, it is discovered that any candidate is actually carrying a suspected device within such an item of faith, he/ she may be asked not to take it into the examination hall.

10.2 Dress Code

10.2.1 The candidates are instructed to follow the following dress code while appearing for CUET (UG) - 2026:

- a. Heavy clothes with long sleeves are not permitted. However in case, candidates come in cultural/ customary dress at the Examination Centre, they should report at least two hour before the last reporting time so that there is enough time for proper frisking without any inconvenience to the candidate while maintaining the sanctity of the examination.
- b. Slippers, and sandals with low heels are permitted. Shoes are not permitted.
- c. **In case of any deviation required due to unavoidable (medical, etc.) circumstances, specific approval of NTA must be taken before the Admit Cards are issued.**

10.2.2 It is desired that the candidates shall strictly follow instructions issued by the NTA to ensure fair conduct of the examination.

Note:

The NTA believes in the sanctity and fairness of conducting the examination, however, it also believes in the sensitivity involved in frisking (girl) candidates and will issue comprehensive instructions accordingly to the staff and other officials at the Examination Centres. The frisking of the female candidates will be done inside a closed enclosure by female staff only.

CHAPTER - 11

ANSWER KEY CHALLENGE

11.1 DISPLAY OF ANSWER KEY FOR CHALLENGES

1. The NTA will display the Provisional Answer Key of the questions on the NTA website: <https://cuet.nta.nic.in> with a Public Notice, issued to this effect on the said website, to provide an opportunity to the candidates to challenge the Provisional Answer Keys with a non-refundable online payment of ₹ 200/- per question challenged as processing charges. The provisional Answer Keys are likely to be displayed for two to three days.
2. Only paid challenges made during the stipulated time through the key challenge link will be considered. Challenges without justification/evidence and those filed on any other medium other than the prescribed link will not be considered.
3. The NTA decision on the challenges shall be final and no further communication will be entertained. NTA will not inform the Candidates individually about the outcome of the challenges made.
4. The subject experts will examine all the challenges received and then a final answer key will be displayed and declared.
5. **The result will be compiled based on the final answer key declared. No grievance with regard to answer key(s) after the declaration of result/NTA Score of CUET (UG) - 2026 will be entertained.**

11.2 DISPLAY OF QUESTION PAPERS ATTEMPTED/ RECORDED RESPONSES

The NTA will display the recorded responses and Question Papers attempted by the candidates on the NTA website <https://cuet.nta.nic.in> prior to the declaration of the result/NTA Score. The recorded responses are likely to be displayed for **two to three days**. The candidates are advised to download their Response Sheet and retain a hard copy since the same will not be provided at a later stage.

CHAPTER - 12

CUET (UG) - 2026 NTA SCORE FOR ADMISSIONS IN CENTRAL AND OTHER PARTICIPATING UNIVERSITIES / INSTITUTIONS / ORGANIZATIONS**12.1 MARKING SCHEME OF EXAMINATION**

For Multiple Choice Questions: To answer a question, the candidates need to choose one correct answer. However, if any anomaly or discrepancy is found after the process of challenges of the key verification, it shall be addressed in the following manner:

- i. Correct answer: Five marks (+5)
- ii. Incorrect answer marked will be given Minus one mark (-1).
- iii. Unanswered/un-attempted will be given no mark (0).

Every effort will be made to ensure that each question has one unique answer, in case, it is found that a question has more than one option, it will be dealt in following manner:

- iv. If more than one option is found to be correct then Five marks (+5) will be awarded to only those who have marked any of the correct options.
- v. If none of the options is found correct or a Question is found to be wrong or a Question is dropped then all candidates appeared will be given five marks (+5) irrespective of the fact whether the question has been attempted or not attempted.

12.2 CUET (UG) - 2026 NTA SCORE

- i. For multi-shift papers (*if conducted*), raw (actual) marks obtained by the candidates in different shifts/sessions will be converted to NTA Score.
- ii. **The detailed procedure for the compilation of the NTA Score is available on the NTA Website and also in Appendix VI of the Information Bulletin.**
- iii. **The NTA Score of CUET (UG) - 2026 is valid for admission to the academic year 2026- 27 only.**

12.3 RE-EVALUATION / RE-CHECKING OF RESULT

- i. The result for CUET (UG) - 2026 will be processed based on the Final Answer Keys. No grievance with regard to Answer Key(s) after the Declaration of Result of CUET (UG) - 2026 will be entertained.
- ii. The marks obtained by a candidate will be considered further for computation of the result of CUET (UG) - 2026.
- iii. There shall be no re-evaluation/re-checking of the result. No correspondence in this regard shall be entertained.
- iv. No Score Card will be dispatched to the candidates and the candidates are advised to download their Score Cards for CUET (UG) - 2026 from the website: <https://cuet.nta.nic.in>

12.4 ADMISSIONS

- i. Merely appearing in CUET (UG) - 2026 does not confer any right to the candidate for admission to the desired University.
- ii. The selection and admission are subject to fulfilling the admission criteria, eligibility, rank in the merit list, medical fitness, verification of original documents, and such other criteria as may be prescribed by the University.
- iii. Admissions are handled at the level of each of the Central Universities (CUs) and the participating Universities/ Institutions using CUET (UG)-2026 Score for admission for their respective programme(s). After the declaration of the CUET (UG) - 2026 result by NTA, the respective CUs and other participating Universities/Institutions will declare the counselling/ admission schedule and merit list based on the CUET (UG) - 2026 score and the other criteria of the respective University.
For all admission-related procedures/queries, the candidates are advised to refer to the website of the applied University.
- iv. NTA does not have any role in the preparation of the Merit List.

CHAPTER – 13

MISCELLANEOUS

13.1 CORRESPONDENCE WITH NTA

All the correspondence should preferably be addressed by e-mail. The email query shall be addressed only if it is not anonymous and contains the name, postal address, and contact number of the sender. An email containing vague or general queries and other queries as contained in the Information Bulletin shall not be entertained. Queries shall not be entertained from a person claiming to be representatives, associates, or offciates of the applicant candidate. The following information shall not be revealed by NTA:

- i) Internal documentation/status.
- ii) The internal decision-making process of NTA. Any claim/counterclaim thereof.
- iii) Dates and venue of internal meetings or name of the staff/officers dealing with it.
- iv) Any information which cannot be revealed in the opinion of NTA.

13.2 WEEDING OUT RULES

The record of Common University Entrance Test CUET (UG) -2026 would be preserved up to **90 days from the date of declaration of the result.**

13.3 LEGAL JURISDICTION

All disputes pertaining to the conduct of the CUET (UG) -2026 Examination including Results shall fall within the jurisdiction of Delhi/New Delhi only. Further, any grievance/representation arising out of the Result shall be entertained only when raised within 30 days from the declaration of the result. Further, the copy of the Legal Notice or Writ Petition/Petition/ Appeal/Reply may be served to NTA only through: **legal@nta.ac.in**

13.4 RTI

Information uploaded on the website shall not be provided to the candidate or any other person under R.T.I. Act, 2005. The information uploaded on the website shall remain for a specific period only. Therefore, the candidates are advised to download the uploaded information and keep it with them for the future. In due course of examination or the midway of process, neither any application under the Right to Information Act, 2005 shall be entertained nor information will be provided.

APPENDICES

List of Central Universities

S. No.	Name of Central Universities
1	Aligarh Muslim University
2	Assam University, Silchar
3	Babasaheb Bhimrao Ambedkar University
4	Banaras Hindu University
5	Central Sanskrit University
6	Central Tribal University Of Andhra Pradesh
7	Central University Of Andhra Pradesh
8	Central University Of Gujarat
9	Central University Of Haryana
10	Central University Of Himachal Pradesh
11	Central University Of Jammu
12	Central University Of Jharkhand
13	Central University Of Karnataka
14	Central University Of Kashmir
15	Central University Of Kerala
16	Central University Of Odisha
17	Central University Of Punjab
18	Central University Of Rajasthan
19	Central University Of South Bihar
20	Central University Of Tamil Nadu
21	Dr. Harisingh Gour Vishwavidyalaya
22	Guru Ghasidas Vishwavidyalaya
23	Hemvati Nandan Bahuguna Garhwal University
24	Indira Gandhi National Tribal University, Amarkantak, Madhya Pradesh
25	Jamia Millia Islamia
26	Jawaharlal Nehru University
27	Mahatma Gandhi Antarrashtriya Hindi Vishwavidyalaya
28	Mahatma Gandhi Central University
29	Manipur University

S. No.	Name of Central Universities
30	Maulana Azad National Urdu University
31	Mizoram University
32	Nagaland University
33	National Sanskrit University (Previously Rashtriya Sanskrit Vidyapeeth)
34	North-Eastern Hill University
35	Pondicherry University
36	Rajiv Gandhi National Aviation University
37	Rajiv Gandhi University, Arunachal Pradesh
38	Shri Lal Bahadur Shastri National Sanskrit University
39	Sikkim University
40	Sammakka Sarakka Central Tribal University
41	South Asian University
42	Tezpur University
43	The English And Foreign Languages University
44	Tripura University
45	University Of Allahabad
46	University Of Delhi
47	University Of Hyderabad
48	Visva-Bharati University

* List of above universities are as per course mapping available as on 03.01.2026.

Note:

- ❖ CUET (UG) - 2026 is meant for admission to UG Programmes offered by Central Universities and other specified participating Institutions for the academic year 2026-27.
- ❖ **Details of Programmes / Courses** offered by Universities along with their **Eligibility Criteria** are available on the **respective University** website.
- ❖ **Apart from the Central Universities, there are other participating Universities also which include State Government Universities, Autonomous Institutions, Private Universities and Deemed Universities etc. The details are available at the CUET (UG) portal. The list of participating universities is dynamic. Candidates are advised to regularly visit NTA website(s) www.nta.ac.in, <https://cuet.nta.nic.in> for the latest updates regarding the examination and participating universities.**
- ❖ **Candidates are advised to keep visiting the NTA and University website to which they are applying, for the latest updates/public notices/notifications/ announcements to be issued from time to time regarding the CUET (UG) - 2026.**

List of Languages / Domain Subjects / General Aptitude Test under CUET(UG) – 2026

Subject	Code	Name
Total Subjects: 37 i. Languages -13 ii. Domain-specific subjects-23 iii. General Aptitude Test-01 A maximum of 05 subjects/Languages can be opted A candidate may choose any subject / language as desired by the applicable University / Organization	101	English
	102	Hindi
	103	Assamese
	104	Bengali
	105	Gujarati
	106	Kannada
	107	Malayalam
	108	Marathi
	109	Odia
	110	Punjabi
	111	Tamil
	112	Telugu
	113	Urdu
	301	Accountancy / Book Keeping
	302	Agriculture
	303	Anthropology
	304	Biology/ Biological Science/ Biotechnology / Biochemistry
	305	Business Studies
	306	Chemistry
	307	Environmental Science
	308	Computer Science / Information Practices
	309	Economics / Business Economics
	312	Fine Arts/Visual Arts/Commercial Arts
	313	Geography / Geology
	314	History
	315	Home Science
	316	Knowledge Tradition - Practices in India
	318	Mass Media / Mass Communication
	319	Mathematics / Applied Mathematics
	320	Performing Arts (Dance, Drama , Music)
	321	Physical Education (Yoga, Sports)
	322	Physics
	323	Political Science
	324	Psychology
	325	Sanskrit*
	326	Sociology
	501	General Aptitude Test

Note :

- i. *For the three Central Universities of Sanskrit, the candidate studying any of the subjects in the field of Shastric traditional subjects i.e. Sahitya, Vyakarana, Phalitha Jyotisha, Siddhanta Jyotisha, Nyaya, Advaita Vedanta, Visistadvaita Vedanta, Dvaita Vedanta, Sankhya Yoga, Agama, Mimamsa, Puranetihasa, Dharanasastra, Rigvedabhashyam, Krishna Yajurveda Bhashyam, Shukla Yajurveda Bhashyam, Samaveda Bhashyam, Atharva Veda Bhashyam, Vastu, may select Sanskrit (325) in the online Application Form of CUET (UG) – 2026. Also, candidates are advised to select the subjects as per the mapping of Universities.*
- ii. **Sanskrit is included under the Domain Subject category and will not be translated into any other language.*

List of Examination Cities for CUET (UG) - 2026

CUET (UG) - 2026 will be conducted in the following Cities, provided there are sufficient numbers of candidates in the City:

S.No.	State/UTs	CITY	City Code
1	Andaman And Nicobar Island	Port Blair	AN01
2	Andhra Pradesh	Adoni	AP01
3	Andhra Pradesh	Amalapuram	AP02
4	Andhra Pradesh	Anantapur	AP03
5	Andhra Pradesh	Bhimavaram	AP04
6	Andhra Pradesh	Chittoor	AP05
7	Andhra Pradesh	Eluru	AP06
8	Andhra Pradesh	Guntur	AP07
9	Andhra Pradesh	Kadapa	AP08
10	Andhra Pradesh	Kakinada	AP09
11	Andhra Pradesh	Kurnool	AP10
12	Andhra Pradesh	Machilipatnam	AP11
13	Andhra Pradesh	Madanapalle	AP12
14	Andhra Pradesh	Markapur	AP13
15	Andhra Pradesh	Nandyal	AP14
16	Andhra Pradesh	Narasaraopet	AP15
17	Andhra Pradesh	Nellore	AP16
18	Andhra Pradesh	Ongole	AP17
19	Andhra Pradesh	Proddatur	AP18
20	Andhra Pradesh	Puttur	AP19
21	Andhra Pradesh	Rajahmundry	AP20
22	Andhra Pradesh	Rayachoty	AP21
23	Andhra Pradesh	Srikakulam	AP22
24	Andhra Pradesh	Surampalem	AP23
25	Andhra Pradesh	Tadepalligudem	AP24
26	Andhra Pradesh	Tadpatri	AP25
27	Andhra Pradesh	Tirupathi	AP26
28	Andhra Pradesh	Tiruvuru	AP27
29	Andhra Pradesh	Vijayawada	AP28
30	Andhra Pradesh	Visakhapatnam	AP29
31	Andhra Pradesh	Vizianagaram	AP30
32	Arunachal Pradesh	Naharlagun	AL01
33	Arunachal Pradesh	Papum Pare	AL02
34	Assam	Dibrugarh	AM01
35	Assam	Guwahati	AM02
36	Assam	Jorhat	AM03
37	Assam	Silchar	AM04
38	Assam	Tezpur	AM05
39	Bihar	Arrah	BR01

CUET(UG) 2026- INFORMATION BULLETIN

S.No.	State/UTs	CITY	City Code
40	Bihar	Aurangabad	BR02
41	Bihar	Bhagalpur	BR03
42	Bihar	Chhapra	BR04
43	Bihar	Darbhanga	BR05
44	Bihar	Gaya	BR06
45	Bihar	Muzaffarpur	BR07
46	Bihar	Patna	BR08
47	Bihar	Purnea	BR09
48	Bihar	Rohtas	BR10
49	Bihar	Samastipur	BR11
50	Chandigarh	Chandigarh / Mohali	CH01
51	Chhattisgarh	Ambikapur	CG01
52	Chhattisgarh	Bhilai	CG02
53	Chhattisgarh	Bhilai Nagar	CG03
54	Chhattisgarh	Bilaspur	CG04
55	Chhattisgarh	Durg	CG05
56	Chhattisgarh	Jagdalpur	CG06
57	Chhattisgarh	Raipur	CG07
58	Dadra And Nagar Haveli	Silvassa	DN01
59	Daman And Diu	Diu	DD01
60	Delhi	New Delhi	DL01
61	Goa	Mapusa	GO01
62	Gujarat	Ahmedabad	GJ01
63	Gujarat	Anand	GJ02
64	Gujarat	Bardoli	GJ03
65	Gujarat	Bhavnagar	GJ04
66	Gujarat	Bhuj	GJ05
67	Gujarat	Gandhinagar	GJ06
68	Gujarat	Godhra	GJ07
69	Gujarat	Jamnagar	GJ08
70	Gujarat	Junagadh	GJ09
71	Gujarat	Mehsana	GJ10
72	Gujarat	Navsari	GJ11
73	Gujarat	Rajkot	GJ12
74	Gujarat	Surat	GJ13
75	Gujarat	Vadodara	GJ14
76	Gujarat	Vapi	GJ15
77	Haryana	Ambala	HR01
78	Haryana	Faridabad	HR02
79	Haryana	Gurugram	HR03
80	Haryana	Kurukshetra	HR04
81	Himachal Pradesh	Baddi	HP01
82	Himachal Pradesh	Bilaspur	HP02
83	Himachal Pradesh	Hamirpur	HP03
84	Himachal Pradesh	Kangra	HP04
85	Himachal Pradesh	Kullu	HP05

CUET(UG) 2026- INFORMATION BULLETIN

S.No.	State/UTs	CITY	City Code
86	Himachal Pradesh	Mandi	HP06
87	Himachal Pradesh	Shimla	HP07
88	Himachal Pradesh	Una	HP08
89	Jammu And Kashmir	Baramulla	JK01
90	Jammu And Kashmir	Jammu	JK02
91	Jammu And Kashmir	Pulwama	JK03
92	Jammu And Kashmir	Samba	JK04
93	Jammu And Kashmir	Srinagar	JK05
94	Jharkhand	Bokaro Steel City	JH01
95	Jharkhand	Dhanbad	JH02
96	Jharkhand	Jamshedpur	JH03
97	Jharkhand	Ramgarh	JH04
98	Jharkhand	Ranchi	JH05
99	Karnataka	Ballari(Bellary)	KK01
100	Karnataka	Belagavi(Belgaum)	KK02
101	Karnataka	Bengaluru	KK03
102	Karnataka	Bidar	KK04
103	Karnataka	Chikkamagaluru	KK05
104	Karnataka	Davanagere	KK06
105	Karnataka	Dharwad	KK07
106	Karnataka	Hassan	KK08
107	Karnataka	Hubballi(Hubli)	KK09
108	Karnataka	Kalaburagi(Gulbarga)	KK10
109	Karnataka	Mangaluru(Mangalore)	KK11
110	Karnataka	Mysuru(Mysore)	KK12
111	Karnataka	Shivamogga(Shimoga)	KK13
112	Karnataka	Tumkur	KK14
113	Karnataka	Udupi	KK15
114	Kerala	Alappuzha	KL01
115	Kerala	Ernakulam	KL02
116	Kerala	Idukki	KL03
117	Kerala	Kannur	KL04
118	Kerala	Kasaragod	KL05
119	Kerala	Kollam	KL06
120	Kerala	Kottayam	KL07
121	Kerala	Kozhikode	KL08
122	Kerala	Malappuram	KL09
123	Kerala	Palakkad	KL10
124	Kerala	Pathanamthitta	KL11
125	Kerala	Thiruvananthapuram	KL12
126	Kerala	Thrissur	KL13
127	Kerala	Wayanad	KL14
128	Ladakh	Kargil	LL01
129	Ladakh	Leh	LL02
130	Lakshadweep	Kavaratti	LD01
131	Madhya Pradesh	Balaghat	MP01

CUET(UG) 2026- INFORMATION BULLETIN

S.No.	State/UTs	CITY	City Code
132	Madhya Pradesh	Bhopal	MP02
133	Madhya Pradesh	Chhatarpur	MP03
134	Madhya Pradesh	Gwalior	MP04
135	Madhya Pradesh	Indore	MP05
136	Madhya Pradesh	Jabalpur	MP06
137	Madhya Pradesh	Sagar	MP07
138	Madhya Pradesh	Satna	MP08
139	Madhya Pradesh	Ujjain	MP09
140	Maharashtra	Ahilyanagar	MR01
141	Maharashtra	Akola	MR02
142	Maharashtra	Amravati	MR03
143	Maharashtra	Beed	MR04
144	Maharashtra	Bhandara	MR05
145	Maharashtra	Buldhana	MR06
146	Maharashtra	Chandrapur	MR07
147	Maharashtra	Chhatrapati Sambhaji Nagar	MR08
148	Maharashtra	Dhule	MR09
149	Maharashtra	Gadchiroli	MR10
150	Maharashtra	Jalgaon	MR11
151	Maharashtra	Jalna	MR12
152	Maharashtra	Kolhapur	MR13
153	Maharashtra	Kopergaon	MR14
154	Maharashtra	Latur	MR15
155	Maharashtra	Mumbai	MR16
156	Maharashtra	Nagpur	MR17
157	Maharashtra	Nanded	MR18
158	Maharashtra	Nashik	MR19
159	Maharashtra	Pandharpur	MR20
160	Maharashtra	Parbhani	MR21
161	Maharashtra	Pune	MR22
162	Maharashtra	Raigad	MR23
163	Maharashtra	Ratnagiri	MR24
164	Maharashtra	Sangli	MR25
165	Maharashtra	Satara	MR26
166	Maharashtra	Solapur	MR27
167	Maharashtra	Thane	MR28
168	Maharashtra	Wardha	MR29
169	Maharashtra	Yavatmal	MR30
170	Manipur	Churachandpur	MN01
171	Manipur	Imphal	MN02
172	Manipur	Kakching	MN03
173	Meghalaya	Shillong	MG01
174	Meghalaya	Tura	MG02
175	Mizoram	Aizawl	MZ01
176	Nagaland	Dimapur	NL01
177	Nagaland	Kohima	NL02

CUET(UG) 2026- INFORMATION BULLETIN

S.No.	State/UTs	CITY	City Code
178	Odisha	Angul	OR01
179	Odisha	Balangir	OR02
180	Odisha	Balasore	OR03
181	Odisha	Bargarh	OR04
182	Odisha	Baripada	OR05
183	Odisha	Berhampur-Ganjam	OR06
184	Odisha	Bhadrak	OR07
185	Odisha	Bhubaneswar	OR08
186	Odisha	Cuttack	OR09
187	Odisha	Dhenkanal	OR10
188	Odisha	Jagatsinghpur	OR11
189	Odisha	Jajpur	OR12
190	Odisha	Jeypore	OR13
191	Odisha	Jharsuguda	OR14
192	Odisha	Kendrapara	OR15
193	Odisha	Keonjhar	OR16
194	Odisha	Puri	OR17
195	Odisha	Rayagada	OR18
196	Odisha	Rourkela	OR19
197	Odisha	Sambalpur	OR20
198	Puducherry	Puducherry	PO01
199	Punjab	Amritsar	PB01
200	Punjab	Bathinda	PB02
201	Punjab	Jalandhar	PB04
202	Punjab	Ludhiana	PB05
203	Punjab	Mohali	PB08
204	Punjab	Pathankot	PB06
205	Punjab	Patiala	PB03
206	Punjab	Phagwara	PB07
207	Rajasthan	Ajmer	RJ01
208	Rajasthan	Bharatpur	RJ02
209	Rajasthan	Bhilwara	RJ03
210	Rajasthan	Bikaner	RJ04
211	Rajasthan	Dausa	RJ05
212	Rajasthan	Hanumangarh	RJ06
213	Rajasthan	Jaipur	RJ07
214	Rajasthan	Jodhpur	RJ08
215	Rajasthan	Kota	RJ09
216	Rajasthan	Sikar	RJ10
217	Rajasthan	Sriganganagar	RJ11
218	Rajasthan	Udaipur	RJ12
219	Sikkim	Gangtok	SM01
220	Tamil Nadu	Chennai	TN01
221	Tamil Nadu	Coimbatore	TN02
222	Tamil Nadu	Cuddalore	TN03
223	Tamil Nadu	Dharmapuri	TN04

CUET(UG) 2026- INFORMATION BULLETIN

S.No.	State/UTs	CITY	City Code
224	Tamil Nadu	Dindigul	TN05
225	Tamil Nadu	Erode	TN06
226	Tamil Nadu	Kanchipuram	TN07
227	Tamil Nadu	Kanyakumari	TN08
228	Tamil Nadu	Karur	TN09
229	Tamil Nadu	Krishnagiri	TN10
230	Tamil Nadu	Madurai	TN11
231	Tamil Nadu	Nagapattinam	TN12
232	Tamil Nadu	Nagercoil	TN13
233	Tamil Nadu	Namakkal	TN14
234	Tamil Nadu	Pudukkottai	TN15
235	Tamil Nadu	Ramanathapuram	TN16
236	Tamil Nadu	Salem	TN17
237	Tamil Nadu	Thanjavur	TN18
238	Tamil Nadu	Theni	TN19
239	Tamil Nadu	Thoothukudi	TN20
240	Tamil Nadu	Tiruchirappalli	TN21
241	Tamil Nadu	Tirunelveli	TN22
242	Tamil Nadu	Tirupattur	TN23
243	Tamil Nadu	Tirupur	TN24
244	Tamil Nadu	Tiruvallur	TN25
245	Tamil Nadu	Tiruvannamalai	TN26
246	Tamil Nadu	Vellore	TN27
247	Tamil Nadu	Viluppuram	TN28
248	Tamil Nadu	Virudhunagar	TN29
249	Telangana	Adilabad	TL01
250	Telangana	Hyderabad	TL02
251	Telangana	Jagtial	TL03
252	Telangana	Karimnagar	TL04
253	Telangana	Khammam	TL05
254	Telangana	Kodad	TL06
255	Telangana	Kothagudem	TL07
256	Telangana	Mahabubnagar	TL08
257	Telangana	Nalgonda	TL09
258	Telangana	Nizamabad	TL10
259	Telangana	Peddapalli	TL11
260	Telangana	Siddipet	TL12
261	Telangana	Warangal	TL13
262	Tripura	Agartala	TA01
263	Uttar Pradesh	Agra	UP01
264	Uttar Pradesh	Akbarpur(Ambedkar Nagar)	UP02
265	Uttar Pradesh	Aligarh	UP03
266	Uttar Pradesh	Ayodhya	UP04
267	Uttar Pradesh	Azamgarh	UP05
268	Uttar Pradesh	Ballia	UP06
269	Uttar Pradesh	Bareilly	UP07

CUET(UG) 2026- INFORMATION BULLETIN

S.No.	State/UTs	CITY	City Code
270	Uttar Pradesh	Bulandshahr	UP08
271	Uttar Pradesh	Chandauli	UP09
272	Uttar Pradesh	Firozabad	UP10
273	Uttar Pradesh	Ghaziabad	UP11
274	Uttar Pradesh	Ghazipur	UP12
275	Uttar Pradesh	Gorakhpur	UP13
276	Uttar Pradesh	Jhansi	UP14
277	Uttar Pradesh	Kanpur	UP15
278	Uttar Pradesh	Lucknow	UP16
279	Uttar Pradesh	Mathura	UP17
280	Uttar Pradesh	Mau	UP18
281	Uttar Pradesh	Meerut	UP19
282	Uttar Pradesh	Moradabad	UP20
283	Uttar Pradesh	Muzaffarnagar	UP21
284	Uttar Pradesh	Noida	UP22
285	Uttar Pradesh	Pratapgarh	UP23
286	Uttar Pradesh	Prayagraj	UP24
287	Uttar Pradesh	Rai Bareilly	UP25
288	Uttar Pradesh	Saharanpur	UP26
289	Uttar Pradesh	Varanasi	UP27
290	Uttarakhand	Dehradun	UK01
291	Uttarakhand	Haldwani	UK02
292	Uttarakhand	Pauri Garhwal	UK03
293	Uttarakhand	Roorkee	UK04
294	West Bengal	Asansol	WB01
295	West Bengal	Bankura	WB02
296	West Bengal	Burdwan	WB03
297	West Bengal	Durgapur	WB04
298	West Bengal	Hooghly	WB05
299	West Bengal	Howrah	WB06
300	West Bengal	Kalyani	WB07
301	West Bengal	Kolkata	WB08
302	West Bengal	Murshidabad	WB09
303	West Bengal	Paschim Medinipur	WB10
304	West Bengal	Purba Medinipur	WB11
305	West Bengal	Siliguri	WB12
306	West Bengal	Suri	WB13
Examination Cities Outside India			
307	Baharain	Manama	ZZ01
308	Germany	Munich	ZZ02
309	Indonesia	West Java	ZZ14
310	Kuwait	Kuwait	ZZ10
311	Malaysia	Kuala Lumpur	ZZ11
312	Nepal	Kathmandu	ZZ05
313	Nigeria	Lagos	ZZ12
314	Oman	Muscat	ZZ06

S.No.	State/UTs	CITY	City Code
315	Qatar	Doha	ZZ03
316	Saudi Arabia	Riyadh	ZZ07
317	Singapore	Singapore	ZZ09
318	UAE	Dubai	ZZ04
319	UAE - Abu Dhabi	Abu Dhabi	ZZ13
320	UAE - Sharjah	Sharjah	ZZ08
321	Washington DC	Washington	ZZ15

(Disclaimer: NTA reserves the right to change the centre and city at any time, subject to availability.)

Note:

- i. The candidate can provide up to a maximum of 04 cities as options. The decision to run a CBT examination in those cities will lie with the NTA and will be dependent on multiple factors.*
- ii. Though every effort will be made to allot a Centre in one of the cities selected by the candidate, the NTA reserves the right to allot a city to the candidate which may, in extreme circumstances fall out of the options opted by the candidates due to administrative reasons.*

Appendix -IV

Procedure for Online Payment of Fees and Helpline for Payment-Related Queries

After completing Step 2 of the **Online** Application Form, the candidate may remit the examination fee (**Step 3**) in the following manner:

- ❖ Check the validity of the Debit/ Credit Card and keep it ready with you while logging on to the website for submitting the Application Form. The candidates should enter the information asked for and make payment through a Debit/ Credit Card.
- ❖ Through Net Banking, check the balance in your account and keep all credentials ready with you while logging on to the website to make payments. The candidates should log in with his/her credentials of net banking and make payments accordingly.
- ❖ For payment through a UPI Service, check whether there is a requisite balance in the Bank Account / Wallet to which the concerned UPI is linked.

The prescribed Examination Fee (please see the Information at a Glance) can be paid through any Bank/Payment Gateway in any Payment Mode [service/processing charges per transaction and GST (if applicable) are to be borne by the candidate:

HDFC Bank Ltd

S. No	Mode of Payment	HDFC BANK	
1	Net Banking	HDFC	NIL Charge
		Other Banks	NIL Charge
2	Debit Cards	HDFC or Other Banks	Transaction up to Rs 2000/- 0 %
			Transaction above Rs 2000/- 0 %
3	Credit Cards	Domestic	Nil Charge
		International	Nil Charge
4	Unified Payment Interface (UPI)	Nil Charge	

If Paying through HDFC Bank:

Level	Name	Email ID	Contact Number
1	Ecom Support	Ecomsupport.delhi@hdfcbank.com	
2.	Pradeep Yadav	Pradeep.yadav10@hdfcbank.com	9625622301
3	Vikram Singh	Vikram.singh4@hdfcbank.com	9799810080

SBI

S. No	Mode of Payment	STATE BANK OF INDIA	
1	Net Banking	SBI	Rs 5.00+GST
		Other Banks	
2	Debit Cards	Nil	
3	Credit Cards	Domestic	0.80% + GST
		International	3.50% of Fee+ GST (Minimum Rs 11/-)
4	Unified Payment Interface (UPI)	NIL Charge	

If Paying through State Bank of India (SBI):

Level	Name	Email ID	Contact Number
1	Helpdesk3	sbi.00727@sbi.co.in	08026599990
2	Customer Care	agmcustomer.lhodel@sbi.co.in	1800112211
4	Through SMS	UNHAPPY (add text)	8008202020

CANARA BANK

Sr. No	Mode of Payment	CANARA BANK	
1	Net Banking	Other Banks (Including Canara Bank)	Rs.13 + GST
		HDFC, ICICI, SBI, AXIS	Rs.17 + GST
2	Debit Cards	Visa/Master	Transaction up to Rs.2000/- 0.40% + GST
			Transaction above Rs.2000/- 0.85% + GST
		Rupay	NIL Charge
3	Credit Cards	Domestic	1.10% + GST
4	Unified Payment Interface (UPI)	NIL Charge	

If paying through Canara Bank:

Level	Name	Email ID
1	HelpDesk	pgsupport@billdesk.com ; dssrodel@canarabank.com ; tmcode@canarabank.com ; cb0268@canarabank.com ;
2	Complaint Management Services	pgsupport@billdesk.com dssrodel@canarabank.com ; tmcode@canarabank.com ; cb0268@canarabank.com
3	Customer Care	pgsupport@billdesk.com dssrodel@canarabank.com ; tmcode@canarabank.com ; cb0268@canarabank.com
4	ThroughSMS	---

ICICI BANK

S.No	Mode of Payment	ICICI BANK		
1	Net Banking	ICICI	NIL Charge	
		Other Banks	4.00 + GST	
2	Debit Cards	ICICI or Other Banks	Transaction upto Rs 2000/-	0 %
			Transaction above Rs 2000/-	0.5 % + GST
3	Credit Cards	Domestic	0.40% of Transaction value	
		International	2.35% of Transaction value	
4	Unified Payment Interface (UPI)	ICICI or other banks	Transaction upto Rs 2000/-	0 %
			Transaction above Rs 2000/-	0 % + GST

If Paying through ICICI Bank:

Level	Name	Email ID	Contact Number
1	Customer support Helpline number (9AM to 6PM)	pgsupport.ind@worldline.com	1800222884 (Pls select option 3)

Note:

In case, the fee payment status is not 'OK', or the Confirmation Page of the Online Application is not generated after fee payment (completion of Step 3) the candidate is advised to contact the helpline number/email of the concerned Bank/Payment Gateway Integrator, as mentioned below:-

- (a) NTA Helpdesk Contact details (in case the payment-related issues are not resolved through the above-mentioned Helplines of the concerned Bank/Payment Gateway Integrator):

Email: cuets-ug@nta.ac.in

Phone No.: 011-40759000

Procedure to raise payment-related Grievance:

After (successful completion of Step 3, the Confirmation Page of the Application Form, should be downloaded and a printout of the same may be retained for future reference. The Confirmation Page of the online Application Form could be generated **only after successful payment by the Candidate**.

In case the Confirmation Page is not generated after payment of the prescribed fee, then the candidate should approach the concerned Bank/Payment Gateway integrator (in the helpline number and email given above in the Information Bulletin), to ensure the successful payment.

In spite of the above, if a successful transaction is not reflected on the Portal, the candidate may contact the NTA Helpline. If the payment issue is still not resolved, the candidate

may pay a second time.

However, any duplicate payment received from the candidate by NTA in the course of said transactions will be refunded through the same payment mode through which the duplicate payment is received, after fee reconciliation by NTA

Information to be provided by the Candidate while raising any payment-related query/grievance through QRS/email/Helplines: -

- i) Name of the Bank and /or Payment Gateway.
- ii) Date and time of the transaction
- iii) Transaction Number
- iv) Bank Reference Number
- v) Proof of transaction
- vi) Screenshot from the payment portal (in case of payment failure).

Appendix-V

Computer Based Test (CBT) Guidelines

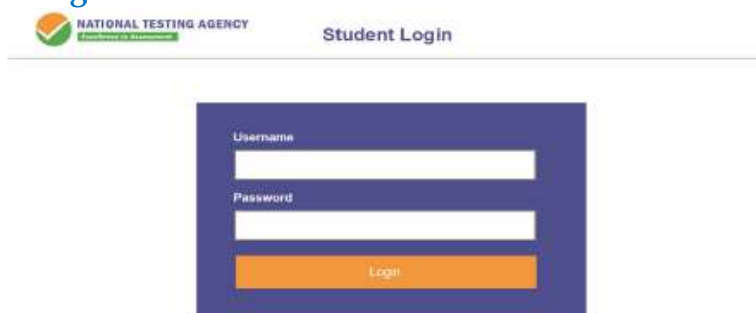
A CBT requires candidates to sit in front of a computer terminal (node) allocated to them against their Roll number and Admit card. After logging the candidate will get detailed instructions for the examinations. At the designated time of the start of the examination, the candidates will be able to proceed and see the questions on the computer screen using the computer mouse. Candidates will have the option to change/modify/edit/answers already entered at any time during the examination.

Procedure for appearing in Computer Based Test (CBT):

(Sample/mock test will be available on the NTA website: www.nta.ac.in for hands-on practice)

- i. A computer terminal (node) indicating the Roll Number will be allocated to each candidate. Candidates should find and sit on their allocated computers only. Any candidate found to have changed room/hall or the computer on their own other than the one allotted would lead to cancellation of candidature and no plea in this regard would be entertained.
- ii. For login, the candidate will have to enter a **login ID and password**. The computer terminal allotted to the candidate will display the WELCOME login screen, the Candidate's photograph, and the subject opted by the candidate.

Candidate Login Page



Candidate Welcome Screen



- (a) After login, the candidate shall be able to see the detailed instructions for the examination. Candidates are advised to go through the instructions carefully regarding the type of questions and marking scheme. At the designated time of the start of the examination, the candidates will be able to proceed and see the questions on the computer screen.

Please read the instructions carefully

General Instructions:

1. The clock will be set on the server. The countdown timer in the top right corner of the screen will display the remaining time available for you to complete the examination. When the timer reaches zero, the examination will end by itself. You will not be required to end or submit your examination.
2. The Question Palette displayed on the right side of the screen will show the status of each question using one of the following symbols:



You have not visited the question yet.



You have not answered the question.





You have answered the question.



You have NOT answered the question, but have marked the question for review.



The question(s) "Answered and Marked for Review" will be considered for evaluation.

4. The 'Marked for Review' status for a question simply indicates that you would like to look at that question again.
5. You can click on the ">" arrow which appears to the left of the question palette to collapse the question palette thereby maximizing the question window. To view the question palette again, you can click on "<" which appears on the right side of the question window.
6. You can click on your "Profile" image on the top right corner of your screen to change the language during the exam for the entire question paper. On clicking on the Profile image, you will get a drop-down to change the question content to the desired language.
7. You can click on  to navigate to the bottom and  to navigate to the top of the question area, without scrolling.

Navigating to a Question:

8. To answer a question, do the following:
 - i) Click on the question number in the Question Palette at the right of your screen to go to that question directly. Note that using this option does NOT save your answer to the current question.
 - ii) Click on **Save & Next** to save your answer for the current question and then go to the next question.
 - iii) Click on **Mark for Review & Next** to save your answer for the current question, mark it for review, and then go to the next question.

Answering a Question :

9. Procedure for answering a Multiple Choice Type question:
 - i) To select your answer, click on the button of one of the options.
 - ii) To deselect your chosen answer, click on the button of the chosen option again or click on the **Clear Response** button.
 - iii) To change your chosen answer, click on the button of another option.
 - iv) To save your answer, you must click on the Save & Next button
 - v) To mark the question for review, click on the '**Mark for Review & Next**' button.
10. To change your answer to a question that has already been answered, first select that question for answering and then follow the procedure for answering that type of question.

Navigating through sections:

11. Sections in this question paper are displayed on the top bar of the screen. Questions in a section can be viewed by clicking on the Section name. The section you are currently viewing is highlighted.
12. After clicking the **Save and Next** button on the last question for a Section, you will automatically be taken to the first question of the next section.
13. You can shuffle between sections and questions anytime during the examination as per your convenience only during the time stipulated.
14. The candidate can view the corresponding section summary as part of the legend that appears in every section above the question palette.

Instruction for Question:

15. For the correctness of the translation for a particular language, only the **English version** will be considered as the final version for evaluation purposes.

The keyboard attached to the computer, if any, will be disabled during the entire duration of the examination. Depending on the type of question, the answers to questions can either be entered by clicking on the virtual on-screen keyboard (numeric or otherwise) using the computer mouse or by clicking the chosen option(s) using the computer mouse. Candidates will have the option to change/modify answers already entered at any time during the entire duration of the examination.

In case the computer/mouse allotted to any candidate malfunctions during the test, he/she will be immediately allotted another computer system and the time lost due to this will be adjusted in the server so as to give the candidate the full allotted time.

The on-screen computer clock counter of every candidate will be set on the server. The countdown timer on the top right side of the computer screen will display the time remaining (in minutes) available for the candidate to complete the examination. When the timer reaches zero, the examination will end by itself. The candidates will not be required to end or submit the examination.

The Question Palette displayed on the screen will show the status of each question using one of the following symbols:



The question(s) "Answered and Marked for Review" status for a question indicates that the candidates would like to have a relook at that question again. A candidate has the option of answering a question and simultaneously "Marked for Review", these answers will be considered for evaluation. However, if a candidate has simply put "Marked for Review" for a question without answering it, the corresponding question marked for review without an answer will not be considered for evaluation. It may be noted that a candidate can return to any "Marked for Review" question at any time during the examination by clicking on the corresponding question number icon displayed on the Question Palette of the corresponding section-

- A. The candidates can click on the ">" arrow which appears to the left of the question palette to collapse the question palette thereby maximizing the question viewing window. To view the question palette again, the candidate can click on "<" which appears on the right side of the question window.
- B. Candidates can click to navigate to the bottom and to navigate to the top of the question area, without scrolling. Using the computer mouse the candidate can scroll up and down the question viewing area for viewing the entire question.
- C. The full paper can be viewed by clicking the "Question Paper" icon on the top right corner of the screen.
- D. Blank Sheets for doing Rough Work/calculations shall be provided to the candidates. The blank sheets would have a Header page for the candidates to write down his/her Name and Roll Number. All calculations/writing work is to be done only in the Blank Sheets provided at the Centre in the Examination Room/Hall and on completion of the test candidates must hand over the rough sheets to the invigilator on duty in the Room/Hall.
- E. Navigating to a Question To navigate between questions within a Paper, the candidate needs to do the following:**
 - i. Click on the question number in the Question Palette at the right of the screen to go to that numbered question directly. Note that using this option does NOT save the answer to the currently displayed question.
 - ii. Click on "Save and Next" to save the answer to any question. Clicking on "Save and Next" will save the answer for the current question and the next question will be displayed on the candidate's computer screen.
 - iii. Click on "Mark for Review and Next" to mark a question for review (without answering it) and proceed to the next question.



F. Answering a Question

To navigate between questions within a Paper, the candidate needs to do the following:

Procedure for answering a Multiple-Choice type question:

- i. To select the option(s), click on the corresponding button(s) of the option(s).
- ii. To deselect the chosen answer, click on the button of the chosen option again or click on the “Clear Response” button.
- iii. To save the answer, the candidate MUST click on the “Save and Next” button.
- iv. To mark the question for review (without answering it), click on the “Mark for Review and Next” button.

G. Navigating through sections:

- (i) Sections in the question paper are displayed on the top bar of the screen. Questions in a section can be viewed by clicking on the section name. The section in which the candidate is currently viewing will be highlighted.
- (ii) After clicking the “Save and Next” button on the last question for a section, the candidate will automatically be taken to the first question of the next section.
- (iii) Candidates can shuffle between sections and questions within sections anytime during the examination as per convenience only during the time stipulated.
- (iv) The candidate can view the corresponding section summary as part of the legend that appears in every section above the question palette.

H. Procedure for answering questions that require inputs from the on-screen virtual keyboard (numeric or otherwise):

- i) The candidate will have to use the on-screen virtual keyboard (that would be displayed just below the question statement of these types of questions) and the attached computer mouse to enter his/her answer in the space provided for the answer.

On-Screen Virtual Keyboard



ii) The answer can be changed, if required, anytime during the test. To save the answer, the candidate **MUST** click on the “Save and Next” button.

iii) To mark the question for review (without answering it), click on the “Mark for Review and Next” button.

The candidates will have the option to change previously saved answers to any question, anytime during the entire duration of the test. To change the answer to a question that has already been answered, first select the corresponding question from the Question Palette, then click on “Clear Response” to clear the previously entered answer and subsequently follow the procedure for answering that type of question.

I. ROUGH WORK and Handing Over of Rough Sheets:

All calculations/writing work is to be done only in the rough sheet provided at the Centre in the Examination Room/Hall and on completion of the test candidates must hand over the rough sheets to the invigilator on duty in the Room/Hall.

Procedure to be adopted for compilation of NTA scores for Multi Shifts Papers in CUET (UG)- 2026

(Normalization procedure based on Percentile and Equi percentile method)

Need for Normalisation

For several subjects, the CUET (UG)-2022, CUET (UG) – 2023 and CUET (UG)-2025 were conducted in different shifts. Since the question papers for any subject in different shifts are different and it is quite possible that despite all the best possible efforts of maintaining equivalence among various question papers, the difficulty level of these question papers administered in different sessions may not be the same or similar. Some of the candidates might have ended up attempting a relatively tougher set of questions when compared to other sets. The candidates who attempted the comparatively tougher examination are likely to get lower marks as compared to those who attempted the easier one; the scores of the students across shifts are not directly comparable. There is a need for normalizing the marks across shifts to make them amenable to such comparisons.

A Committee headed by a Senior Professor from the Indian Statistical Institution Delhi and comprising of Senior Professors from the Indian Institute of Technology Delhi and the University of Delhi had detailed deliberations to arrive at the methodology.

As already intimated in the Information Bulletin of CUET (UG) – 2022 CUET (UG) – 2023, CUET (UG) – 2024 and CUET (UG)-2025, the raw score of each candidate in each subject will be normalized using the Equi-percentile method. This is done separately for each subject for which the examination is held in multiple shifts.

For each subject for which the examination is held in multiple shifts, the raw score for each candidate appearing for the subject will be converted into NTA Score (Percentile Score & Normalized Score) in the following three steps:

Step 1: Convert Raw Scores into Percentile Scores.

The percentiles are calculated separately for each shift.

- i) Record the number of candidates who have appeared in a shift. Denote this number by N.
- ii) Sort all the candidates in one shift in decreasing order of their marks.
- iii) Note the raw marks for each candidate. Suppose this is denoted by T. Count the number of candidates in that shift whose raw scores are less than or equal to T. Denote this number by m.
- iv) The percentile score for this candidate is then calculated as:

$$P = \frac{m}{N} * 100 \quad \text{—}$$

Illustration:

Suppose that the examination in a certain subject is held in two different shifts, $S1$ and $S2$, say. Consider six candidates A, B, C, D, E , and F out of which A, B , and C are from shift $S1$ and the other three are from shift $S2$.

Let the raw marks of the six candidates be x_A, x_B, x_C (shift $S1$ marks) and y_D, y_E, y_F (shift $S2$ marks).

For candidates A, B , and C , the percentiles are calculated using the total marks obtained by candidates appearing in shift $S1$ (in the same subject) as explained above.

Similarly, for candidates D, E , and F , the percentiles are calculated using the total marks obtained by candidates appearing in shift $S2$ (in the same subject) as explained above.

Let the respective percentiles be denoted by P_A, P_B, P_C, P_D, P_E , and P_F .

The above data is summarised in the following table. The terms in red colour indicate that these are the **output of this step**.

Shift S1			Shift S2		
Candidate	Raw score	Percentile	Candidate	Raw score	Percentile
A	x_A	P_A	D	y_D	P_D
B	x_B	P_B	E	y_E	P_E
C	x_C	P_C	F	y_F	P_F

Since the calculation for percentiles in any shift depends only on the data from that shift alone, there is a separate table for each shift.

Step 2: Pull the percentiles to the marks scale for each session to get Normalised Score.

- ❖ The data across all sessions tabulated at the end of *step 1* is collated into a single table.
- ❖ The columns for the shift-wise raw score should be kept separate.
- ❖ All the records are then sorted in decreasing order of the percentiles.

Illustration (Continued):

In the illustrative example given above, suppose that the percentiles of the six candidates satisfy

$$P_E > P_A > P_C = P_F > P_B > P_D$$

Then the collated table would look as given below:

Candidate	Percentile	RawscoreS1	RawScoreS2
E	P_E	-	y_E
A	P_A	x_A	-
C&F	$P_C=P_F$	x_C	y_F
B	P_B	x_B	-
D	P_D	-	y_D

Candidate C from shift S1 and candidate F from shift S2 have the same percentile. The relevant entries under “Raw Score S1” and “Raw Score S2” are the actual raw scores x_C and y_F respectively. This has the obvious interpretation that marks x_C of shift S1 are equivalent to marks y_F of shift S2. Candidates A and B, appearing in shift S1, have a blank entry in column “Raw Score S2”, as there is no corresponding candidate having exactly the same percentile from shift S2. Similarly, Candidates D and E, appearing in shift S2, have a blank entry in column “Raw Score S1”, as there is no corresponding candidate having exactly the same percentile from shift S1.

- ❖ In the remaining part of this *Step 2*, the blank entries in the two “Raw Score” columns are filled up using linear interpolation.
- ❖ Consider a record (row) whose entry in the column “Raw Score S1” is blank. The blank will be replaced by the interpolated score X which is calculated as:

$$X = x_1 + \frac{x_2 - x_1}{p_2 - p_1} (P - p_1)$$

Where:

- P is the corresponding entry in the “Percentile” column
- x_1 is the first *non-blank* entry BELOW X . i.e., $x_1 < X$ and there is no other non-blank entry in the column between x_1 and X .
- x_2 is the first *non-blank* entry ABOVE X . i.e., $x_2 > X$ and there is no other non-blank entry in the column between x_2 and X .
- p_1 is the entry in the “Percentile” column corresponding to x_1 from the column “Raw Score S1”.
- p_2 is the entry in the “Percentile” column corresponding to x_2 from the column “Raw Score S1”.

Note that there may be several blank entries between x_1 and x_2 .

- ❖ All the blank entries in column “Raw Score S1” can now be replaced by the interpolated values.
- ❖ The blank entries in column “Raw Score S2” are also replaced using a similar procedure.

Illustration (Continued):

The table in the illustrative example would look like the following, where the entries in **red** indicate the additional output at the end of this step.

Candidate	Percentile	Raw Score S1	Raw Score S2
E	P_E	X_E	y_E
A	P_A	x_A	Y_A
C&F	$P_C=P_F$	x_C	y_F
B	P_B	x_B	Y_B
D	P_D	X_D	y_D

Step3: Calculation of the Normalised Score

Now for each subject, there is a score assigned to each percentile value for each session. The **Normalised score, Z**, corresponding to a percentile value P , is calculated as:

$$Z = \text{Average of } (u_A, u_B, u_C, \dots, u_t) = \frac{u_A + u_B + u_C + \dots + u_t}{t}$$

Where u_A, u_B, \dots, u_t denote the raw scores corresponding to the percentile P in each of the different sessions

Illustration (Continued):

The **final** table in the *illustrative example* would be as follows:

Candidate	Percentile	Raw Score S1	Raw Score S2	Normalized Score
E	P_E	X_E	y_E	$(X_E + y_E)/2$
A	P_A	x_A	Y_A	$(x_A + Y_A)/2$
C&F	$P_C=P_F$	x_C	y_F	$(x_C + y_F)/2$
B	P_B	x_B	Y_B	$(x_B + Y_B)/2$
D	P_D	X_D	y_D	$(X_D + y_D)/2$

Step-by-Step Procedure for Converting from Raw Score to Normalized Score: -

Example: Suppose a test was held in 4 phases of examinees as per details given below: -

(Allocation of Days and shifts were done randomly)

Session	Day	Shift	No of Candidates			Raw Score	
			Absent	Appeared	Total	Highest	Lowest
Session-1	Day-1	Shift-1	3974	28012	31986	200	-40
Session-2	Day-1	Shift-2	6189	32541	38730	194	-36
Session-3	Day-2	Shift-1	6036	41326	47362	188	-36
Session-4	Day-2	Shift-2	9074	40603	49677	200	-40
Total (Session-1 to Session-4)			25273	142482	167755	200	-40

i) Highest Raw Score and Percentile Score: -

Session	Total Candidates Appeared	Highest Raw Score	Candidates who scored EQUAL OR LESS THAN Highest Raw Score	Percentile Score	Remarks
Session-1	28012	200	28012	100.0000000 [(28012/28012) *100]	i.e., All the highest raw scores would be normalized to 100 Percentile Score for their respective session.
Session-2	32541	194	32541	100.0000000 [(32541/32541) *100]	
Session-3	41326	188	41326	100.0000000 [(41326/41326) *100]	
Session-4	40603	200	40603	100.0000000 [(40603/40603) *100]	

ii) Lowest Score and Percentile Score: -

Session	Total Candidates Appeared	Lowest Raw Score	Candidates who scored EQUAL OR LESS THAN Highest Raw Score	Percentile Score	Remarks
Session-1	28012	-40	1	$0.0035699[(1/28012)*100]$	i.e., the Percentile Score of all the lowest raw scores are different i.e., Percentile Score depends on the total number of candidates who have taken the examination for their respective session.
Session-2	32541	-36	1	$0.003073[(1/32541)*100]$	
Session-3	41326	-36	1	$0.0024198[(1/41326)*100]$	
Session-4	40603	-40	1	$0.0024629[(1/40603)*100]$	

Step1: Convert Raw Score into Percentile Score

The percentile score for this candidate is then calculated as:

$$\text{Percentile Score} = 100 \times \frac{\text{No. of Candidates appeared from the session with raw score EQUAL TO OR LESS than T Score}}{\text{Total No. of Candidates who appeared in the session}}$$

CUET(UG) 2026- INFORMATION BULLETIN

Candidate	Raw Score S1	PercentileScore
20020720	200	100
A20411664	192	99.969144
A20018569	190	99.831255
A20339879	184	99.732901
A20074407	180	99.432054
A20751862	88	88.654575
A20922992	48	74.137715
A21004667	40	69.290405
A21141123	22	52.135343
A25465232	8	30.675846
A26545946	6	27.584445
A25656543	2	24.886459
A26625216	1	22.351432
A26174451	0	19.997686
A25463225	-1	15.23523
A26598636	-6	11.104361
A26596462	-40	0.053034

Candidate	Raw Score S2	Percentile Score
B20123935	194	100
B20012622	192	99.9990405
B20656224	100	96.9671093
B20410215	42	69.2904047
B20236444	26	67.7672549
B20128586	14	46.3751151
B20001667	4	27.0887703
B20042147	2	23.9100399
B20051256	0	12.225608
B20481968	-2	11.6211621
B20091701	-12	10.4982563
B20549576	-14	10.3947421
B20098269	-30	10.2430506
B20071356	-36	0.053034

Candidate	Raw Score S3	PercentileScore
C20150694	188	100
C20087997	186	99.969144
C20121991	184	99.831255
C20058572	180	99.732901
C20060310	172	99.432054
C20008597	56	78.338974
C20430859	36	69.00182
C20518247	20	52.135343
C20045510	14	38.091932
C20860609	9	30.675846
C20861476	5	27.584445
C20512680	3	24.886459
C20069270	2	22.351432
C20355550	0	12.188701
C20549576	-3	11.23523
C26598636	-22	0.0539983
C26596462	-36	0.053034

Candidate	Raw Score S4	Percentile Score
D20479616	200	100
D20040337	194	99.9990405
D20467385	98	88.6545749
D20398094	44	68.9660903
D20428934	40	49.5097099
D20032939	32	46.3751151
D20690279	30	27.0887703
D20840699	28	23.9100399
D20084751	26	20.8800276
D21237483	24	12.1887008
D21077463	1	11.5349248
D20348188	-2	11.0243302
D25463225	-40	0.053034

Step 2: Pull Back the percentiles to the scale of the marks for each session to get Normalized marks.

Candidate	Percentile Score	Raw Score S1	Raw Score S2	Raw Score S3	Raw Score S4
A20020720=B20123935=C20150694=D20479616	100	200	194	188	200
B20012622=D20040337	99.99904053	-	192	-	194
A20411664=C20087997	99.9691438	192	-	186	-
A20018569=C20121991	99.8312554	190	-	184	-
A20339879=C20058572	99.7329013	184	-	180	-
A20074407=C20060310	99.4320538	180	-	172	-
B20656224	96.9671093	-	100	-	-
A20751862=D20467385	88.6545749	88	-	-	98
C20008597	78.3389742	-	-	56	-
A20922992	74.1377149	48	-	-	-
A21004667=B20410215	69.2904047	40	42	-	-
C20430859	69.0018201	-	-	36	-
D20398094	68.9660903	-	-	-	44
B20236444	67.7672549	-	26	-	-
A21141123=C20518247	52.1353428	22	-	20	-
D20428934	49.50970986	-	-	-	40
B20128586=D20032939	46.37511514	-	14	-	32
C20045510	38.0919321	-	-	14	-
A25465232=C20860609	30.6758464	8	-	9	-
A26545946=C20861476	27.5844446	6	-	5	-
B20001667=D20690279	27.08877034	-	4	-	30
A25656543=C20512680	24.886459	2	-	3	-
B20042147=D20840699	23.91003991	-	2	-	28
A26625216=C20069270	22.3514324	1	-	2	-
D20084751	20.88002763	-	-	-	26
A26174451	19.9976858	0	-	-	-
A25463225	15.23523	-1	-	-	-
B20051256	12.225608	-	0	-	-
C20355550=D21237483	12.1887008	-	-	0	24
B20481968	11.62116211	-	-2	-	-
D21077463	11.53492478	-	-	-	1
C20549576	11.23523	-	-	-3	-
A26598636	11.1043613	-6	-	-	-
D20348188	11.0243302	-	-	-	-2
B20091701	10.49825625	-	-12	-	-
B20549576	10.39474209	-	-14	-	-
B20098269	10.2430506	-	-30	-	-
C26598636	0.0539983	-	-	-22	-
A26596462=B20071356=C26596462=D25463225	0.053034	40	-36	-36	-40

CUET(UG) 2026- INFORMATION BULLETIN

In the remaining part of Step 2, the blank entries in the Raw Score Columns are filled up using following linear interpolation Formulae:

$$X = x_1 + \frac{x_2 - x_1}{p_2 - p_1} (P - p_1)$$

Candidate	Percentile Score	Raw Score S1	Raw Score S2	Raw Score S3	Raw Score S4
A20020720=B20123935=C20150694=D20479616	100	200	194	188	200
B20012622=D20040337	99.9990405	199.7512409	192	187.93781	194
A20411664=C20087997	99.9691438	192	171.96504	186	171.96504
A20018569=C20121991	99.8312554	190	167.63275	184	167.63275
A20339879=C20058572	99.7329013	184	164.54257	180	164.54257
A20074407=C20060310	99.4320538	180	155.09028	172	155.09028
B20656224	96.9671093	158.958447	100	158.4442	101.91063
A20751862=D20467385	88.6545749	88	82.580043	112.72997	98
C20008597	78.3389742	56.7810489	60.96241	56	69.707196
A20922992	74.1377149	48	52.158146	47.207694	58.184318
A21004667=B20410215	69.2904047	40	42	36.629757	44.889504
C20430859	69.0018201	39.6972017	38.968549	36	44.097997
D20398094	68.9660903	39.6597121	38.593224	35.966106	44
B20236444	67.7672549	38.4018305	26	34.828858	43.753534
A21141123=C20518247	52.1353428	22	17.231221	20	40.539799
D20428934	49.5097099	20.1081761	15.758363	18.878207	40
B20128586=D20032939	46.3751151	17.8496346	14	17.538962	32
C20045510	38.0919321	11.8814266	9.7051566	14	31.141031
A25465232=C20860609	30.6758464	8	5.8599046	9	30.371981
A26545946=C20861476	27.5844446	6	4.2570079	5	30.051402
B20001667=D20690279	27.0887703	5.2651195	4	4.6325597	30
A25656543=C20512680	24.886459	2	2.6143453	3	28.614345
B20042147=D20840699	23.9100399	1.6148289	2	2.6148289	28
A26625216=C20069270	22.3514324	1	1.7332164	2	26.97122
D20084751	20.8800276	0.374867	1.4813591	1.7104312	26
A26174451	19.9976858	0	1.3303305	1.5367886	25.79696
A25463225	15.23523	-1	0.5151508	0.5995493	24.70105
B20051256	12.225608	-4.6428439	0	0.0072632	24.008493
C20355550=D21237483	12.1887008	-4.6875164	-0.122119	0	24
B20481968	11.6211621	-5.3744647	-2	-1.785703	4.0338503
D21077463	11.5349248	-5.4788463	-2.767984	-2.057041	1
C20549576	11.23523	-5.8415966	-5.436905	-3	-0.760858
A26598636	11.1043613	-6	-6.602352	-3.222382	-1.529777
D20348188	11.0243302	-6.24622	-7.315066	-3.358377	-2
B20091701	10.4982563	-7.8647146	-12	-4.252322	-3.822101
B20549576	10.3947421	-8.1831815	-14	-4.428221	-4.180631
B20098269	10.2430506	-8.6498685	-30	-4.685987	-4.706027
C26598636	0.0539983	-39.9970333	-35.99943	-22	-39.99666
A26596462=B20071356=C26596462=D25463225	0.053034	-40	-36	-36	-40

Step 3: Calculation of Normalized Score: Now for each subject there is a score assigned to each percentile value for each session. The Normalised score, Z , corresponding to a percentile value P , is calculated as $Z = \text{Average of } (uA, uC, \dots, ut) = \frac{uA + uB + uC + \dots + ut}{t}$

Where uA, uC, \dots, ut denote the raw scores corresponding to the percentile P in each of the different sessions

Candidate	Percentile Score	Raw Score S1	Raw Score S2	Raw Score S3	Raw Score S4	Normalised Marks
A20020720=B20123935=C20150694=D20479616	100	200	194	188	200	195.5
B20012622=D20040337	99.999041	199.7512409	192	187.9378	194	193.4223
A20411664=C20087997	99.969144	192	171.965	186	171.965	180.4825
A20018569=C20121991	99.831255	190	167.6327	184	167.6327	177.3164
A20339879=C20058572	99.732901	184	164.5426	180	164.5426	173.2713
A20074407=C20060310	99.432054	180	155.0903	172	155.0903	165.5451
B20656224	96.967109	158.958447	100	158.4442	101.9106	129.8283
A20751862=D20467385	88.654575	88	82.58004	112.73	98	95.3275
C20008597	78.338974	56.7810489	60.96241	56	69.7072	60.86266
A20922992	74.137715	48	52.15815	47.20769	58.18432	51.38754
A21004667=B20410215	69.290405	40	42	36.62976	44.8895	40.87982
C20430859	69.00182	39.6972017	38.96855	36	44.098	39.69094
D20398094	68.96609	39.6597121	38.59322	35.96611	44	39.55476
B20236444	67.767255	38.4018305	26	34.82886	43.75353	35.74606
A21141123=C20518247	52.135343	22	17.23122	20	40.5398	24.94276
D20428934	49.50971	20.1081761	15.75836	18.87821	40	23.68619
B20128586=D20032939	46.375115	17.8496346	14	17.53896	32	20.34715
C20045510	38.091932	11.8814266	9.705157	14	31.14103	16.6819
A25465232=C20860609	30.675846	8	5.859905	9	30.37198	13.30797
A26545946=C20861476	27.584445	6	4.257008	5	30.0514	11.3271
B20001667=D20690279	27.08877	5.2651195	4	4.63256	30	10.97442
A25656543=C20512680	24.886459	2	2.614345	3	28.61435	9.057173
B20042147=D20840699	23.91004	1.6148289	2	2.614829	28	8.557414
A26625216=C20069270	22.351432	1	1.733216	2	26.97122	7.926109
D20084751	20.880028	0.374867	1.481359	1.710431	26	7.391664
A26174451	19.997686	0	1.330331	1.536789	25.79696	7.16602
A25463225	15.23523	-1	0.515151	0.599549	24.70105	6.203938
B20051256	12.225608	-4.6428439	0	0.007263	24.00849	4.843228
C20355550=D21237483	12.188701	-4.6875164	-0.12212	0	24	4.797591
B20481968	11.621162	-5.3744647	-2	-1.7857	4.03385	-1.28158
D21077463	11.534925	-5.4788463	-2.76798	-2.05704	1	-2.32597
C20549576	11.23523	-5.8415966	-5.43691	-3	-0.76086	-3.75984
A26598636	11.104361	-6	-6.60235	-3.22238	-1.52978	-4.33863
D20348188	11.02433	-6.24622	-7.31507	-3.35838	-2	-4.72992
B20091701	10.498256	-7.8647146	-12	-4.25232	-3.8221	-6.98478
B20549576	10.394742	-8.1831815	-14	-4.42822	-4.18063	-7.69801
B20098269	10.243051	-8.6498685	-30	-4.68599	-4.70603	-12.0105
C26598636	0.0539983	-39.9970333	-35.9994	-22	-39.9967	-34.4983
A26596462=B20071356=C26596462=D25463225	0.053034	-40	-36	-36	-40	-38

The above method is based on the work: "Normalization of marks in multi-session examinations", Abhay G. Bhatt et al, CURRENT SCIENCE, Vol. 118, No. 1, 10 January 2020.

SEC. 1]

THE GAZETTE OF INDIA EXTRAORDINARY

33

THE SCHEDULE

[See clause (zc) of section 2]

SPECIFIED DISABILITY

I. Physical disability.—

A. Locomotor disability (a person's inability to execute distinctive activities associated with movement of self and objects resulting from affliction of musculoskeletal or nervous system or both), including—

(a) "leprosy cured person" means a person who has been cured of leprosy but is suffering from—

(i) loss of sensation in hands or feet as well as loss of sensation and paresis in the eye and eye-lid but with no manifest deformity;

(ii) manifest deformity and paresis but having sufficient mobility in their hands and feet to enable them to engage in normal economic activity;

(iii) extreme physical deformity as well as advanced age which prevents him/her from undertaking any gainful occupation, and the expression "leprosy cured" shall construed accordingly;

(b) "cerebral palsy" means a Group of non-progressive neurological condition affecting body movements and muscle coordination, caused by damage to one or more specific areas of the brain, usually occurring before, during or shortly after birth;

(c) "dwarfism" means a medical or genetic condition resulting in an adult height of 4 feet 10 inches (147 centimeters) or less;

(d) "muscular dystrophy" means a group of hereditary genetic muscle disease that weakens the muscles that move the human body and persons with multiple dystrophy have incorrect and missing information in their genes, which prevents them from making the proteins they need for healthy muscles. It is characterised by progressive skeletal muscle weakness, defects in muscle proteins, and the death of muscle cells and tissue;

(e) "acid attack victims" means a person disfigured due to violent assaults by throwing of acid or similar corrosive substance.

B. Visual impairment.—

(a) "blindness" means a condition where a person has any of the following conditions, after best correction—

(i) total absence of sight; or

(ii) visual acuity less than 3/60 or less than 10/200 (Snellen) in the better eye with best possible correction; or

(iii) limitation of the field of vision subtending an angle of less than 10 degree.

(b) "low-vision" means a condition where a person has any of the following conditions, namely:—

(i) visual acuity not exceeding 6/18 or less than 20/60 upto 3/60 or upto 10/200 (Snellen) in the better eye with best possible corrections; or

(ii) limitation of the field of vision subtending an angle of less than 40 degree up to 10 degree.

C. Hearing impairment—

(a) "deaf" means persons having 70 DB hearing loss in speech frequencies in both ears;

(b) "hard of hearing" means person having 60 DB to 70 DB hearing loss in speech frequencies in both ears;

D. "speech and language disability" means a permanent disability arising out of conditions such as laryngectomy or aphasia affecting one or more components of speech and language due to organic or neurological causes.

2. Intellectual disability, a condition characterised by significant limitation both in intellectual functioning (reasoning, learning, problem solving) and in adaptive behaviour which covers a range of every day, social and practical skills, including—

(a) "specific learning disabilities" means a heterogeneous group of conditions wherein there is a deficit in processing language, spoken or written, that may manifest itself as a difficulty to comprehend, speak, read, write, spell, or to do mathematical calculations and includes such conditions as perceptual disabilities, dyslexia, dysgraphia, dyscalculia, dyspraxia and developmental aphasia;

(b) "autism spectrum disorder" means a neuro-developmental condition typically appearing in the first three years of life that significantly affects a person's ability to communicate, understand relationships and relate to others, and is frequently associated with unusual or stereotypical rituals or behaviours.

3. Mental behaviour,—

"mental illness" means a substantial disorder of thinking, mood, perception, orientation or memory that grossly impairs judgment, behaviour, capacity to recognise reality or ability to meet the ordinary demands of life, but does not include retardation which is a condition of arrested or incomplete development of mind of a person, specially characterised by subnormality of intelligence.

4. Disability caused due to—

(a) chronic neurological conditions, such as—

(i) "multiple sclerosis" means an inflammatory, nervous system disease in which the myelin sheaths around the axons of nerve cells of the brain and spinal cord are damaged, leading to demyelination and affecting the ability of nerve cells in the brain and spinal cord to communicate with each other;

(ii) "parkinson's disease" means a progressive disease of the nervous system marked by tremor, muscular rigidity, and slow, imprecise movement, chiefly affecting middle-aged and elderly people associated with degeneration of the basal ganglia of the brain and a deficiency of the neurotransmitter dopamine.

(b) Blood disorder—

(i) "haemophilia" means an inheritable disease, usually affecting only male but transmitted by women to their male children, characterised by loss or impairment of the normal clotting ability of blood so that a minor wound may result in fatal bleeding;

(ii) "thalassemia" means a group of inherited disorders characterised by reduced or absent amounts of haemoglobin.

(iii) "sickle cell disease" means a hemolytic disorder characterised by chronic anemia, painful events, and various complications due to associated

tissue and organ damage; "hemolytic" refers to the destruction of the cell membrane of red blood cells resulting in the release of hemoglobin.

5. Multiple Disabilities (more than one of the above specified disabilities) including deaf blindness which means a condition in which a person may have combination of hearing and visual impairments causing severe communication, developmental, and educational problems.

6. Any other category as may be notified by the Central Government.

DR. G. NARAYANARAJU,
Secretary to the Govt. of India.

Appendix - VIII

(Ministry of Social Justice & Empowerment, Govt. of India Office memorandum No F. No. 34-02/ 2015- DD-III dated 29 August 2018)

Certificate regarding physical limitation in an Examinee to Write

This to certify that, I have examined Mr./ Ms./ Mrs. _____ (Name of the candidate with disability), a person with _____ (nature and percentage of disability as mentioned in the certificate of disability), S/ o/ D/ o _____ a resident of _____ (Village/ District/ State) and to state that he/ she has physical limitation which hampers his/her writing capabilities owing to his/ her disability.

Signature

Chief Medical Officer/ Civil Surgeon/ Medical Superintendent of a
Government health care institution

Name & Designation.

Name of Government Hospital/Health Care Centre with Seal

Place:

Date:

Note: - Certificate should be given by a specialist of the relevant stream/ disability (e.g. Visual impairment – Ophthalmologist, Locomotor disability – Orthopedic specialist/ PMR).

Appendix – IX (Less than 40 %)

(Ministry of Social Justice & Empowerment, Govt. of India F. No. 29-6/2019-DD-III dated 10 August 2022)

Certificate for Person with Specified Disability covered under the definition of Section 2 (s) of the RPwD Act, 2016 but not covered under the definition of Section 2(r) of the said Act, i.e. persons having less than 40% disability and having difficulty in writing

This is to certify that, we have examined Mr/Ms/Mrs (Name of the candidate), S/o /D/o, a resident of (Vill/PO/ PS/ District/ State), aged yrs, a person with (nature of disability/condition), and to state that he/ she has limitation which hampers his/her writing capability owing to his/her above condition. He/she requires support of scribe for writing the examination.

2. The above candidate uses aids and assistive device such as prosthetics & orthotics, hearing aid (name to be specified) which is /are essential for the candidate to appear at the examination with the assistance of scribe.

3. This certificate is issued only for the purpose of appearing in written examinations conducted by recruitment agencies as well as academic institutions and is valid upto ____ (it is valid for maximum period of six months or less as may be certified by the medical authority)

Signature of Medical Authority

(Signature & Name)	(Signature & Name)	(Signature & Name)	(Signature & Name)	(Signature & Name)
Orthopedic / PMR specialist	Clinical Psychologist/ Rehabilitation Psychologist/Psychiatrist / Special Educator	Neurologist (if available)	Occupational therapist (if available)	Other Expert, as nominated by the Chairperson (if any)
(Signature & Name)				
Chief Medical Officer.....Chairperson	Officer/Civil Surgeon/Chief District Medical Officer			

Name of Government Hospital/Health Care Centre with Seal

Place:

Date:

Letter of Undertaking for using Own Scribe

I _____, a candidate with _____ (nature of disability/condition) appearing for the _____ (name of the examination) bearing Roll No. _____ at _____ (name of the centre) in the District _____, _____ (name of the State). My educational qualification is _____.

2. I do hereby state that _____ (name of the scribe) will provide the service of scribe for the undersigned for taking the aforementioned examination.

3. I do hereby undertake that his qualification is _____. In case, subsequently it is found that his qualification is not as declared by the undersigned and is beyond my qualification. I shall forfeit my right to the post or certificate/diploma/degree and claims relating thereto.

(Signature of the candidate)

(Counter Signature by the parent/guardian, if the candidate is minor)

Place:

Date:

REPLICA OF THE ONLINE
APPLICATION FORM
OF
COMMON UNIVERSITY ENTRANCE TEST
CUET (UG) – 2026

CUET(UG) 2026- INFORMATION BULLETIN

Registration and Login Portal:



Ministry of Education
Government of India

DEMO Common University Entrance Test
CUET UG - 2026



राष्ट्रीय परीक्षा एजेंसी
National Testing Agency
Excellence in Assessment

Home

Login To Access Your Account. Complete New Registration and Download Important Information & Instructions To Stay Updated.

अपने खाते तक पहुँचने हेतु लॉगिन करें, नई पंजीकरण प्रक्रिया पूर्ण करें तथा नवीनतम जानकारी एवं निर्देश डाउनलोड कर अपडेट रहें।



Steps to Apply Online

- Apply For Online Registration
- Fill Online Application Form
- Pay Examination Fee
- Download Confirmation Page

ऑनलाइन आवेदन करने के चरण

- ऑनलाइन पंजीकरण के लिए आवेदन करें
- ऑनलाइन आवेदन पत्र भरें
- परीक्षा शुल्क का भुगतान करें
- पुष्टिकरण पृष्ठ डाउनलोड करें

Download Information Bulletin



Register yourself for the above-mentioned examination

Register your profile by giving personal details, contact details and address

उपरोक्त उल्लिखित परीक्षा के लिए स्वयं को पंजीकरण करें।

अपना प्रोफाइल पंजीकृत करने के लिए व्यक्तिगत विवरण, संपर्क विवरण और पता दें।

New Registration >>



Already Registered Candidate

Enter Your Application Number and password to Login and continue with your application.

पहले से ही पंजीकृत उम्मीदवार

आवेदन जारी रखने के लिए अपने आवेदन नंबर और पासवर्ड से लॉगिन करें।

Login >>

Disclaimer:

This digital platform has been developed by NIC as per the requirements and rules of the concerned Public Examination Authorities (PEA). It works as per the requirements, rules, and regulations of the concerned user PEA. The data and processes are owned and managed by the concerned PEA.



Ministry of Education
Government of India

DEMO Common University Entrance Test
CUET UG - 2026



राष्ट्रीय परीक्षा एजेंसी
National Testing Agency
Excellence in Assessment

Home

Registration
पंजीकरण

Application Form
आवेदन पत्र

Fee Payment
शुल्क भुगतान

Instructions and Procedure for online submission of Application Form

ऑनलाइन आवेदन पत्र जमा करने के दिशा निर्देश और प्रक्रिया

Download Information Bulletin

Instructions and Procedure for online submission of Application Form :-

1. Before filling the application form, download and read carefully the Information Bulletin. Also, read the instructions/ procedure given below and visit the course-wise list offered by the various participating Universities in the CUET-UG examination at <https://cuet.nta.nic.in/> under University Tab. आवेदन पत्र भरने से पहले, सूचना बुलेटिन डाउनलोड करें और पढ़ें। साथ ही, नीचे दिए गए निर्देश/प्रक्रिया को ध्यान से पढ़ें और <https://cuet.nta.nic.in/> पर यूनिवर्सिटी टैब के अंतर्गत सीयूईटी (यूजी) परीक्षा में भाग लेने वाले विभिन्न विश्वविद्यालयों द्वारा प्रस्तुत पाठ्यक्रम की सूची देखें।
2. You can apply for CUET (UG)-2026 'ON-LINE' only through the official website of CUET (UG) 2026 (<https://cuet.nta.nic.in>). अभ्यर्थी सीयूईटी (यूजी) 2026 के लिए 'ऑन-लाइन' आवेदन केवल सीयूईटी (यूजी) 2026 की आधिकारिक वेबसाइट: <https://cuet.nta.nic.in> के माध्यम से ही कर सकते हैं।

3. Examination Fees**परीक्षा शुल्क**

Category	Up to 03 Subjects	For each Additional Subject
General (UR)	₹ 1000/-	₹ 400/- (each)
OBC- (NCL) / EWS	₹ 900/-	₹ 375/- (each)
SC / ST / PwD / PwBD / Third gender	₹ 800/-	₹ 350/- (each)
Centres outside India	₹ 4500/-	₹ 1800/- (each)

Service Charges & GST (as applicable) will be charged extra by the Bank.
सेवा शुल्क और जीएसटी (लागू होने पर) बैंक द्वारा अतिरिक्त शुल्क लिया जाएगा।

4. Application Procedure: 3 simple Steps to be followed to apply online

आवेदन प्रक्रिया: ऑनलाइन आवेदन करने के लिए 3 सरल चरणों का पालन किया जाना चाहिए।

Candidates must read carefully the Instructions (including how to fill up Application Form online) given in the Information Bulletin available on the NTA Website. Candidates not complying with the Instructions shall be summarily disqualified.

अभ्यर्थियों को एनटीए वेबसाइट पर उपलब्ध सूचना विवरणिका में दिए गए निर्देशों (ऑनलाइन आवेदन पत्र को भरने सहित) को ध्यान से पढ़ना चाहिए। निर्देशों का पालन नहीं करने वाले अभ्यर्थियों को अयोग्य घोषित कर दिया जाएगा।

Step 1: Register for Online Application Form and note down system generated **Application Number**. The candidate should supply the required details while filling the Online Application Form and is also required to create PASSWORD and choose Security Question and enter his/her Answer. After successful submission of the personal details, Application number will be generated and it will be used to complete the remaining Steps of the Application Form and will also be required for all future reference/ correspondence. For subsequent logins, candidate will be able to login directly with the respective system generated **Application Number** and created **Password**.

चरण 1: ऑनलाइन आवेदन पत्र के लिए पंजीकरण करें और प्राप्त आवेदन संख्या नोट करें: अभ्यर्थी ऑनलाइन आवेदन पत्र भरते समय आवश्यक विवरणों को प्रविष्ट करें जो कुंजिका बनाने, उससे संबंधित सुरक्षा प्रश्न चुनने और उसका उत्तर दर्ज करने के लिए आवश्यक है। व्यक्तिगत विवरणों को सफलतापूर्वक प्रस्तुत करने के बाद, आवेदन संख्या प्राप्त होगी जिसका उपयोग आवेदन पत्र के शेष चरणों को पूरा करने के लिए किया जाएगा और जो भविष्य के सभी संदर्भ/पत्राचार के लिए भी आवश्यक होगा। लॉग इन करने के लिए अभ्यर्थी संबंधित सिस्टम जनित आवेदन संख्या एवं स्वयं बनाई हुई कुंजिका से लॉग इन कर सकेंगे।

Step 2: Complete the Application Form Candidate can login with the system generated Application Number and created Password for completing the Application Form.

चरण 2: आवेदन पत्र पूरा करें:- अभ्यर्थी सिस्टम जनित आवेदन संख्या एवं कुंजिका से लॉग इन करके आवेदन पत्र को पूरा कर सकते हैं।

Upload Scanned Images of Candidate's Photograph, Signature, Identity Proof (wherever applicable) and PwD/PwBD/UDID Certificate (wherever applicable):

अभ्यर्थी की फोटो, हस्ताक्षर, पहचान प्रमाण (जहां लागू हो) और दिव्यांगजन प्रमाणपत्र (जहां लागू हो) की स्कैन की गई छवियां अपलोड करें:

i. The recent passport size photograph should be in colour with 80% face (without mask) visible including ears against white background.

Photograph in JPG/JPEG format (clearly legible) between 10 kb to 200 kb.

हाल में खींची गई पासपोर्ट आकार की फोटो (रंगीन एवं सफेद पृष्ठभूमि के साथ) जिसमें कानों के साथ-साथ 80% चेहरा साफ दिखाई देना चाहिए (मास्क के बिना)। तस्वीर की फ़ाइल JPG/JPEG प्रारूप (स्पष्ट रूप से सुपाठ्य) और 10 kb से 200 kb के बीच होना चाहिए।

ii. Signature file should be JPG/JPEG format (clearly legible) between 10 kb to 50 kb.

हस्ताक्षर की फ़ाइल का प्रारूप JPG/JPEG (स्पष्ट रूप से सुपाठ्य) और 10 kb से 50 kb के बीच होना चाहिए।

iii. Scanned copy of Identity Proof (for those candidates who will verify their identities through methods other than Aadhaar or DigiLocker) should be in format JPG/JPEG between 10 kb to 200 kb (clearly legible).

पहचान प्रमाण की स्कैन की गई कॉपी (उन उम्मीदवारों के लिए जो आधार या डिजिलॉकर के अलावा अन्य तरीकों से अपनी पहचान सत्यापित करेंगे) का प्रारूप JPG/JPEG (स्पष्ट रूप से सुपाठ्य) और आकार 10 kb से 200 kb के बीच होना चाहिए।

iv. Scanned copy of Disability/UDID certificate should be a pdf between 50 kb to 300 kb (clearly legible)

दिव्यांगजन प्रमाण पत्र की स्कैन की गई प्रति का प्रारूप pdf और आकार 50 kb से 300 kb के बीच और स्पष्ट रूप से पढ़ने योग्य होना चाहिए।

[Note: The Candidate has to upload only his/ her own photograph, signature, and certificate(s) as mentioned above (and not of anybody else) in a correct/proper manner, as the facility for correction will not be given in the future. In case, it is found at any time in the future that the Candidate has used/uploaded the photograph, signature, and certificate(s) of someone else in his/her Application Form/Admit Card, or he/she has tampered his/her Admit Card/Result/Scorecard, these acts of the candidate shall be treated as Unfair Means (UFM) Practices and he/she shall be proceeded with the actions as contemplated under the provisions of the Information Bulletin relating to Unfair Means Practices.

अभ्यर्थी को केवल अपना फोटो, हस्ताक्षर और प्रमाण पत्र अपलोड करना होगा किसी और का नहीं। सुधार की सुविधा भविष्य में नहीं दी जाएगी। भविष्य में किसी भी समय अगर यह पाया जाता है कि अभ्यर्थी ने अपने आवेदन पत्र/प्रवेश पत्र में किसी अन्य व्यक्ति की तस्वीर, हस्ताक्षर और प्रमाण पत्र का उपयोग/अपलोड किया है, या उसने अपना प्रवेश पत्र/परिणाम/स्कोरकार्ड खराब कर दिया है तो अभ्यर्थी के इन कृत्यों को अवैध माना जाएगा। अभ्यर्थी के इस आचरण के लिए सूचना विवरणिका में दिए गए अनफेयर मीन्स (यूएफएम) आचरण और उसके प्रावधानों के तहत अपेक्षित कार्यवाही की जाएगी।

Step 3: The candidate has to select Debit card/Credit card/UPI/Net banking option to pay the application fee and follow the online instruction to complete the payment of fee. After successful payment, candidate will be able to print the Confirmation Page. In case the Confirmation Page is not generated after payment of fee then the transaction is cancelled and the candidates have to approach the concerned bank for refund of amount. However the candidate has to make another payment/transaction, in case the Confirmation Page is not generated.

चरण 3: अभ्यर्थी को आवेदन शुल्क का भुगतान करने के लिए डेबिट कार्ड/क्रेडिट कार्ड/यूपीआई/नेट बैंकिंग विकल्प का चयन करना होगा और शुल्क का भुगतान पूरा करने के लिए ऑनलाइन निर्देश का पालन करना होगा। सफल भुगतान के बाद, अभ्यर्थी पुष्टि-पृष्ठ प्रिंट कर सकेंगे। यदि शुल्क के भुगतान के बाद पुष्टि-पृष्ठ प्राप्त नहीं होता है तो लेनदेन रद्द कर दिया जाएगा और अभ्यर्थियों को राशि वापस के लिए संबंधित बैंक से संपर्क करना होगा। यदि पुष्टि-पृष्ठ प्राप्त नहीं होता है तो अभ्यर्थी को एक और भुगतान/लेनदेन करना होगा।

5. Important Instruction about PASSWORD

कुंजिका के बारे में महत्वपूर्ण निर्देश:

- During online form filling, candidate will be required to choose PASSWORD and Security Question and its Answer. Candidate is advised to record/remember their password for all future logins. ऑनलाइन आवेदन फॉर्म भरने के दौरान अभ्यर्थी को कुंजिका, सुरक्षा प्रश्न और उसके उत्तर का चयन करना होगा। अभ्यर्थी को भविष्य के सभी लॉग इन के लिए अपनी कुंजिका को रिकॉर्ड/याद रखने की सलाह दी जाती है।
- For subsequent logins, candidate will be able to login directly with their respective system generated Application Number and the chosen Password. बाद में लॉग इन के लिए अभ्यर्थी अपने संबंधित सिस्टम आवेदन संख्या और चुने गई कुंजिका के साथ सीधे लॉग इन कर सकेंगे।
- Candidate is advised not to disclose or share their password with anybody. Neither NTA nor NIC will be responsible for violation or misuse of the password of a candidate. अभ्यर्थी को सलाह दी जाती है कि वह किसी के साथ अपनी कुंजिका साझा न करें। किसी अभ्यर्थी की कुंजिका के उल्लंघन या दुरुपयोग के लिए न तो एनटीए और न ही एनआईसी जिम्मेदार होगा।
- Candidate can change his/her passwords after login, if desired. यदि वांछित हो तो, अभ्यर्थी लॉग इन के बाद अपनी कुंजिका बदल सकते हैं।
- Candidate should remember to log out at the end of their session so that the particulars of the candidate cannot be tampered or modified by unauthorized persons. अभ्यर्थी को अपने सत्र के अंत में लॉग आउट करना चाहिए ताकि अनाधिकृत व्यक्तियों द्वारा अभ्यर्थी के विवरण से छेड़छाड़ या संशोधन नहीं किया जा सके।

The Password must be as per the following Password policy.

कुंजिका निम्नलिखित कुंजिका-नीति के अनुसार होना चाहिए।

- Password must be 8 to 13 character long. कुंजिका 8 से 13 अक्षरों की होनी चाहिए।
- Password must have at least one Upper case alphabet. कुंजिका में कम से कम एक अपर केस एल्फाबेट होना चाहिए।
- Password must have at least one Lower case alphabet. कुंजिका में कम से कम एक लोअर केस एल्फाबेट होना चाहिए।
- Password must have at least one numeric value. कुंजिका में कम से कम एक संख्या मान होना चाहिए।
- Password must have at least one special characters eg. !@#\$%^&*-. कुंजिका में कम से कम एक विशेष वर्ण होना चाहिए जैसे !@#\$%^&*-.।

6. How to reset your Password : The following options are available to reset Password

अपना कुंजिका कैसे रीसेट करें: कुंजिका रीसेट करने के लिए निम्नलिखित विकल्प उपलब्ध हैं।

- Using Security Question & its Answer you have chosen during Form filling. फॉर्म भरने के दौरान अपने सुरक्षा प्रश्न एवं इसके चुने हुए उत्तर का उपयोग करके।
- Using a verification code sent via text message (SMS) to your Registered Mobile No. अपने पंजीकृत मोबाइल नंबर/ईमेल पर पाठ संदेश से भेजे सत्यापन कोड का उपयोग करके।
- Using a reset link sent via Email to your Registered Email address. अपने पंजीकृत ईमेल पते पर ईमेल से भेजे गए रीसेट लिंक का उपयोग करके।

7. The Application Number printed on the computer generated Confirmation Page must be mentioned in all such correspondences. It is therefore essential to note down the application number printed on the Confirmation Page.

कंप्यूटर जनित पुष्टि-पृष्ठ पर मुद्रित आवेदन संख्या का उल्लेख सभी पत्राचार में किया जायेगा। इसलिए पुष्टि-पृष्ठ पर मुद्रित आवेदन संख्या को दर्ज/नोट करना आवश्यक है।

Please read the instructions carefully and give your consent for below mentioned declaration

☒ I have downloaded the Information Bulletin of CUET (UG) 2026, read and understood all the instructions therein as well as those mentioned above, and will fill up the online Application Form for the CUET (UG) 2026 accordingly.

मैंने सीपूईटी (यूजी) 2026 के सूचना बुलेटिन को डाउनलोड कर लिया है, उसमें दिए गए सभी निर्देशों के साथ-साथ ऊपर वर्णित सभी निर्देशों को पढ़ और समझ लिया है, और तदनुसार सीपूईटी (यूजी) 2026 के लिए ऑनलाइन आवेदन पत्र भर रहा / रही हूँ।

[Click here to Proceed](#)

Disclaimer:

This digital platform has been developed by NIC as per the requirements and rules of the concerned Public Examination Authorities (PEA). It works as per the requirements, rules, and regulations of the concerned user PEA. The data and processes are owned and managed by the concerned PEA. (Ver 1.0.136.2.0)

NIC
National Informatics Centre

CUET(UG) 2026- INFORMATION BULLETIN

Registration Process



Ministry of Education
Government of India

DEMO Common University Entrance Test
CUET UG - 2026



राष्ट्रीय परीक्षा एजेंसी
National Testing Agency
Excellence in Assessment

Home

व्यक्तिगत विवरण(Personal Details)

कपया मान्यता प्राप्त स्कूल परीक्षा बोर्ड द्वारा जारी कक्षा 10वीं उत्तीर्ण प्रमाणपत्र/मार्कशीट पर मुद्रित विवरण भरें। (Please fill details as printed on Class 10th Passing Certificate / Marksheet issued by recognized School Examination Board.)

अभ्यर्थी का नाम (Candidate's Name)	Harry		
पिता / अभिभावक का नाम (Father's / Guardian's Name)	Gurmeet		
माता / अभिभावक का नाम (Mother's / Guardian's Name)	Shimla		
अभ्यर्थी की जन्म तिथि (Candidate's Date of Birth)	03	February (02)	2008
लिंग (Gender)	Male		

व्यक्तिगत विवरण की पुष्टि करें (Confirm Personal Details)

अभ्यर्थी के नाम की पुष्टि करें (Confirm Candidate Name)	Harry		
पिता / अभिभावक के नाम की पुष्टि करें (Confirm Father / Guardian Name)	Gurmeet		
माता / अभिभावक के नाम की पुष्टि करें (Confirm Mother / Guardian Name)	Shimla		
जन्मतिथि की पुष्टि करें (Confirm Date of Birth)	03	February (02)	2008
लिंग की पुष्टि करें (Confirm Gender)	Male		

वर्तमान पता (Present Address)

पता (Premises No/ Name)	Hno.221
उप-स्थानीयता (Sub-Locality)(Optional)	
स्थानीयता (Locality)	Vasant Vihar
देश (Country)	India
राज्य (State)	HARYANA
जिला (District)	PALWAL
पिन कोड (PIN Code)	121102

इलेक्ट्रॉनिक संचार पता (Electronic Communication Address)

Please enter correct Email Id and Mobile Number as OTP will be shared on these for verification.

ईमेल पता (Email Address)	m.15@gmail.com	
Confirm Email Address	m.15@gmail.com	
मोबाइल नंबर (Mobile Number)	91	870
Confirm Mobile Number	91	870
वैकल्पिक संपर्क सूत्र (Alternate Contact No.) (Optional)		

स्थायी पता (Permanent Address)

☒ Same As Present Address

Choose Password

कुंजिका (Password)	*****
कुंजिका की पुष्टि कीजिये (Confirm Password)	*****
सुरक्षा प्रश्न (Security Question)	Which is the website you frequently visit ?
सुरक्षा जवाब (Security Answer)	*****
CAPTCHA	
Enter CAPTCHA as shown below (case sensitive)	CUETUG
CAPTCHA	4374NX
<input type="button" value="Submit"/>	

CUET(UG) 2026- INFORMATION BULLETIN

Review Page - Online Registration Form

Review the following particulars carefully. If you would like to change any particulars entered, you may do so by pressing 'EDIT REGISTRATION FORM' button or press 'Submit and Send OTP' button.

व्यक्तिगत विवरण(Personal Details)

अभ्यर्थी का नाम (Candidate's Name):	KRISHNA KUMAR	पिता / अभिभावक का नाम (Father's / Guardian's Name):	VASUDEV KUMAR
माता / अभिभावक का नाम (Mother's / Guardian's Name):	JANKI DEVI	अभ्यर्थी की जन्म तिथि (Candidate's Date of Birth):	21-05-2009
लिंग (Gender):	Male		

वर्तमान पता (Present Address)

पता (Premises No/ Name):	Hno. 213	उप-स्थानीयता (Sub-Locality)(Optional):	Vasant Kunj
स्थानीयता (Locality):	South Delhi	देश (Country):	India
राज्य (State):	GOA	जिला (District):	NORTH GOA
पिन कोड (PIN Code):	403001	ईमेल पता (Email Address):	m8[REDACTED]@gmail.com
मोबाइल नंबर (Mobile Number):	91 - 8708[REDACTED]	वैकल्पिक संपर्क सूत्र (Alternate Contact No.) (Optional):	--

स्थायी पता (Permanent Address)

पता (Premises No/ Name):	Hno. 213	उप-स्थानीयता (Sub-Locality)(Optional):	Vasant Kunj
स्थानीयता (Locality):	South Delhi	देश (Country):	India
राज्य (State):	GOA	जिला (District):	NORTH GOA
पिन कोड (PIN Code):	403001		

पोर्टल खाता विवरण (Portal Account Details)

सुरक्षा प्रश्न (Security Question):	What is the name of your first school?	सुरक्षा जवाब (Security Answer):	(Not shown due to security reasons)	कुंजिका (Password):	(Not shown due to security reasons)
-------------------------------------	--	---------------------------------	-------------------------------------	---------------------	-------------------------------------

सत्यापित की जाने वाली विवरण चेकलिस्ट (Particulars checklist to be verified)

कृपया नीचे सूचीबद्ध सभी विवरणों को सावधानीपूर्वक सत्यापित करें और सुनिश्चित करें कि आपने मान्यता प्राप्त स्कूल परीक्षा बोर्ड द्वारा जारी कक्षा 10वीं उत्तीर्ण प्रमाणपत्र / मार्कशीट के अनुसार विवरण के साथ सही जानकारी भरी है। पंजीकरण फॉर्म जमा करने या परीक्षा के किसी भी बाद के चरण में किसी भी प्रकार के बदलाव की अनुमति नहीं दी जाएगी। Kindly verify all the particulars listed below carefully and ensure you have filled correct information with details as per Class 10th Passing Certificate / Marksheet issued by recognized School Examination Board. No Change will be permitted once Registration Form is Submitted or at any later stage of the examination.

- ☒ मेरा नाम (My Name)
 ☒ पिता / अभिभावक का नाम (Father / Guardian Name)
 ☒ माता / अभिभावक का नाम (Mother / Guardian Name)
 ☒ जन्म तिथि (Date of Birth)
 ☒ लिंग (Gender)
 ☒ पता (Address)
 ☒ मोबाइल नंबर (Mobile Number)
 ☒ ईमेल आईडी (Email ID)

Declaration

I hereby declare that I have filled up this Online Application Form after carefully reading the Information Bulletin and fully understanding the provisions/ procedures mentioned therein. I further declare that all the particulars given by me in this Form are true and correct to the best of my knowledge and belief. I agree that my result may be withheld or my candidature cancelled, in case it is found that false information has been furnished by me in this application. I shall abide by these terms and conditions as well as those laid down in the Information Bulletin, Public Notices, and Advisories issued by NTA regarding CUET (UG) - 2026 from time to time.

मैं घोषणा करता/करती हूँ कि मैंने सूचना विवरणिका को ध्यान से पढ़ने और उसमें उल्लिखित प्रावधानों/प्रक्रियाओं को पूरी तरह से समझने के बाद, ऑनलाइन पंजीकरण पत्र भरा है। मैं यह भी घोषणा करता/करती हूँ कि इस आवेदन पत्र में मेरे द्वारा दिए गए सभी विवरण सही हैं। यदि भविष्य में किसी भी समय यह पाया जाता है कि इस आवेदन पत्र में कोई भी जानकारी सही नहीं है तो मेरा परिणाम रोक जा सकता है/परिणाम घोषित नहीं किया जा सकता है या मेरी उम्मीदवारी रद्द की जा सकती है। मैं समय-समय पर सीयूईटी (यूजी) 2026 परीक्षा से सम्बंधित राष्ट्रीय परीक्षा एजेंसी द्वारा जारी सूचना विवरणिका, सार्वजनिक सूचना और सलाह में उल्लिखित नियमों और शर्तों का भली-भांति पालन करूंगा/करूंगी।

☒ I Agree

EDIT Registration Form

Submit and send OTP to verify Mobile Number

CUET(UG) 2026- INFORMATION BULLETIN



Ministry of Education
Government of India

DEMO Common University Entrance Test
CUET UG - 2026



राष्ट्रीय परीक्षा एजेंसी
National Testing Agency
Ensuring Excellence in Assessment

[Home](#) [Change Password](#) [Logout](#)

Name: Krishna Kumar Application No : 263510000027

Activities

- Registration Form
- Application Form
- Fee Payment

Verify Mobile No. & Email Id

- Mobile No.- Verified
- Verify Email Id

Current Status

Registration Form	Completed
Mobile Number Verification	Completed
Application Form	Pending
Email Id Verification	Pending
Fee Payment	Pending

Your registration for DEMO Common University Entrance Test CUET UG - 2026 is complete. Your application form will remain incomplete till you fill all the fields of application form and pay the fee. Please note down the Application No. for future references.

Application Number : 263510000027

Kindly fill application form by clicking on the button below.

[Complete Application Form](#)

Disclaimer:

This digital platform has been developed by NIC as per the requirements and rules of the concerned Public Examination Authorities (PEA). It works as per the requirements, rules, and regulations of the concerned user PEA. The data and processes are owned and managed by the concerned PEA. (Ver 1.0.136.2.0)

NIC



Ministry of Education
Government of India

DEMO Common University Entrance Test
CUET UG - 2026



राष्ट्रीय परीक्षा एजेंसी
National Testing Agency
Ensuring Excellence in Assessment

[Home](#) [Change Password](#) [Logout](#)

Name: Krishna Kumar Application No : 263510000027

Application Form Steps

- 1. Contact Details
- 2. Personal Details
- 3. Disability Details
- 4. Identity Details
- 5. APAAR ID
- 6. Apply For Exam and Select Test Paper
- 7. Qualification Details
- 8. Additional Details
- 9. Emergency Contact Details
- 10. Capture Photograph
- 11. Upload Documents
- 12. Final Submit

Application Status

1. Contact Details	Completed
2. Personal Details	Pending
3. Disability Details	Pending
4. Identity Details	Pending
5. APAAR ID	Pending
6. Apply For Exam and Select Test Paper	Pending
7. Qualification Details	Pending
8. Additional Details	Pending
9. Emergency Contact Details	Pending
10. Capture Photograph	Pending
11. Upload Documents	Pending
12. Final Submit	Pending

Application Number : 263510000027

[Click on button below to proceed further and complete your application form.](#)

[Personal Details](#)



Ministry of Education
Government of India

DEMO Common University Entrance Test
CUET UG - 2026



राष्ट्रीय परीक्षा एजेंसी
National Testing Agency
Ensuring Excellence in Assessment

[Home](#) [Change Password](#) [Logout](#)

Name: Krishna Kumar Application No : 263510000027

Application Form Steps

- 1. Contact Details
- 2. Personal Details
- 3. Disability Details
- 4. Identity Details
- 5. APAAR ID
- 6. Apply For Exam and Select Test Paper
- 7. Qualification Details
- 8. Additional Details
- 9. Emergency Contact Details
- 10. Capture Photograph
- 11. Upload Documents
- 12. Final Submit

व्यक्तिगत विवरण(Personal Details)

अभ्यर्थी का नाम (Candidate's Name)	KRISHNA KUMAR		
अभ्यर्थी की जन्म तिथि (Candidate's Date of Birth)	21	May	2008
लिंग (Gender)	Male		
पिता / अभिभावक का नाम (Father's / Guardian's Name)	VASUDEV KUMAR		
माता / अभिभावक का नाम (Mother's / Guardian's Name)	JANGI DEVI		
राष्ट्रियता (Nationality)	Indian		
राज्य का निवास (State of Domicile)	TRIPURA		
श्रेणी (Category)	EWS		
श्रेणी की पुष्टि करें (Confirm Category)	EWS		
क्या आपके पास किसी अधिकृत सरकारी कार्यालय द्वारा जारी किया गया मान्य और सक्रिय श्रेणी प्रमाण पत्र है (Do you have a valid and live category certificate issued by an authorized Government Office)?	Yes		
श्रेणी प्रमाणपत्र आईडी / संख्या (Category Certificate ID / Number)	4565415554		

CUET(UG) 2026- INFORMATION BULLETIN

श्रेणी प्रमाणपत्र आईडी / संख्या (Category Certificate ID / Number)	4565415554
श्रेणी प्रमाणपत्र जारी करने की तिथि (Category Certificate Issue Date) (DD/MM/YYYY)	12/04/2025
श्रेणी प्रमाणपत्र जारी करने वाले प्राधिकारी का नाम (Name of the authority issuing the category certificate)	Tripura Government
क्या आपको मधुमेह है? Are You Diabetic?	No
निवास की जगह (Place of Residence)	Urban
वार्षिक पारिवारिक आय (Annual Family Income)	UPTO 100000
अल्पसंख्यक के हैं (Belongs to Minority)	Yes
धार्मिक अल्पसंख्यक (Religious Minority)	Sikh
रक्षा कार्मिक / भूतपूर्व सैनिकों के प्रतिपातित (Ward of Defence Personnel / Ex-Servicemen)	No
एनसीसी कोटा के लिए दावा (Claim for NCC Quota)	No
खेल कोटा के लिए दावा (Claim for Sports Quota)	Yes

CAPTCHA

Enter CAPTCHA as shown below (case sensitive)

CAPTCHA

CUET26

UI4957

Save & Next

Application Form Steps

1. Contact Details
2. Personal Details
3. Disability Details
4. Identity Details
5. APAR ID
6. Apply For Exam and Select Test Paper
7. Qualification Details
8. Additional Details
9. Emergency Contact Details
10. Capture Photograph
11. Upload Documents
12. Final Submit

विकलांगता विवरण (Disability Details)

क्या आप PwD/PwBD उम्मीदवार हैं? (Are you PwD/PwBD Candidate?)	Yes
अभ्यर्थी का नाम (Candidate's Name)	KRISHNA KUMAR
अभ्यर्थी की जन्म तिथि (Candidate's Date of Birth)	21-05-2009
लिंग (Gender)	Male
क्या आपके पास यूडीआईडी प्रमाणपत्र/विकलांगता प्रमाणपत्र है? (Do you have UDID Certificate / Disability Certificate?)	Yes I have Disability Certificate
विकलांगता प्रमाणपत्र संख्या दर्ज करें (Enter Disability Certificate No)	*****
विकलांगता प्रमाणपत्र संख्या की पुष्टि करें (Confirm Disability Certificate No)	*****
जारी करने वाला प्राधिकरण (Issuing Authority)	Government of India
क्या आप एक PwD / PwBD उम्मीदवार हैं जिसके पास सरकार के प्रमाणित बोर्ड द्वारा जारी वैध और जीवित विकलांगता प्रमाण पत्र है? (Are you a PwD / PwBD candidate having a valid and live Disability Certificate issued by Medical Board of Govt?)	PwBD with disability 40% or Above
प्रमाणपत्र के अनुसार विकलांगता का प्रकार (Type of Disability as per certificate)	Loco-motor Disability (Both arms affected -BA)
प्रमाण पत्र के अनुसार विकलांगता का प्रतिशत (Percentage of disability as per certificate)	45
क्या आपको रक़ाब की जरूरत है (सूचना बुलेटिन में दिए गए मान्यदर्शों के अनुसार) (Do you need a scribe as per guidelines?)	No - I do not need a scribe

Disclaimer: This digital platform has been developed by NIC as per the requirements and rules of the concerned Public Examination Authorities (PEA). It works as per the requirements, rules, and regulations of the concerned user PEA. The data and processes are owned and managed by the concerned PEA. Ver 1.0.136.2.0

NIC

CUET(UG) 2026- INFORMATION BULLETIN

Application Form Steps

1. Contact Details
2. Personal Details
3. Disability Details
4. Identity Details
5. APAAR ID
6. Apply For Exam and Select Test Paper
7. Qualification Details
8. Additional Details
9. Emergency Contact Details
10. Capture Photograph
11. Upload Documents
12. Final Submit

विकलांगता विवरण (Disability Details)

क्या आप PwD/PwBD उम्मीदवार हैं? (Are you PwD/PwBD Candidate?)

अभ्यर्थी का नाम (Candidate's Name)

अभ्यर्थी की जन्म तिथि (Candidate's Date of Birth)

लिंग (Gender)

क्या आपके पास यूडीआईडी प्रमाणपत्र/विकलांगता प्रमाणपत्र है? (Do you have UDD Certificate / Disability Certificate?)

विकलांगता प्रमाणपत्र संख्या दर्ज करें (Enter Disability Certificate No)

विकलांगता प्रमाणपत्र संख्या की पुष्टि करें (Confirm Disability Certificate No)

जारी करने वाला प्राधिकरण (Issuing Authority)

क्या आप एक PwD / PwBD उम्मीदवार हैं जिसके पास सरकार के प्रमाणित बोर्ड द्वारा जारी वैध और जीवित विकलांगता प्रमाणपत्र है? (Are you a PwD / PwBD candidate having a valid and live Disability Certificate issued by Medical Board of Govt?)

प्रमाणपत्र के अनुसार विकलांगता का प्रकार (Type of Disability as per certificate)

प्रमाणपत्र के अनुसार विकलांगता का प्रतिशत (Percentage of disability as per certificate)

क्या आपको रकाइब की जरूरत है (यूएस बुलेटिन में दिए गए मानदंडों के अनुसार) (Do you need scribe (as per the criteria given in the Information Bulletin))?

घोषणा (Declaration)

☒ I hereby confirm that I will upload the Disability Certificate indicating a 45% disability of type Loco-motor Disability (Both arms affected-BA). मैं यहाँ पुष्टि करता/करती हूँ कि मैं 45% विकलांगता Loco-motor Disability (Both arms affected-BA) का प्रमाणपत्र अपलोड कर रहा/कर रही हूँ।

CAPTCHA

Enter CAPTCHA as shown below (case sensitive)

CAPTCHA

Disclaimer: This digital platform has been developed by NIC as per the requirements and rules of the concerned Public Examination Authorities (PEA). It works as per the requirements, rules, and regulations of the concerned user PEA. The data and processes are owned and managed by the concerned PEA. (Ver. 0.1.96.2.0)



Application Form Steps

1. Contact Details
2. Personal Details
3. Disability Details
4. Identity Details
5. APAAR ID
6. Apply For Exam and Select Test Paper
7. Qualification Details
8. Additional Details
9. Emergency Contact Details
10. Capture Photograph
11. Upload Documents
12. Final Submit

पहचान का विवरण (Identity Type Details)

पहचान चुनें (Choose Identity):

- Select--
- Select--
- Aadhaar
- DigiLocker
- Indian Passport Number
- Non-Indian Passport Number
- RAA Card Number
- Driving License Id
- Ration Card Id
- Voter ID Card Number / EPIC Number
- Any other valid document, Central / State Govt. Issued Photo ID Card

demo.pep.nic.in says

Are you sure you want to submit Aadhar details ?

OK

Cancel

CUET(UG) 2026- INFORMATION BULLETIN

Ministry of Education
Government of India

DEMO Common University Entrance Test
CUET UG - 2026

राष्ट्रीय परीक्षा एजेंसी
National Testing Agency

[Home](#)
[Change Password](#)
[Logout](#)

Name: KRISHNA KUMAR
Application No: 263510000027

Application Form Steps

- 1. Contact Details
- 2. Personal Details
- 3. Disability Details
- 4. Identity Details
- 5. AWAAR ID
- 6. Apply For Exam and Select Test Paper
- 7. Qualification Details
- 8. Additional Details
- 9. Emergency Contact Details
- 10. Capture Photograph
- 11. Upload Documents
- 12. Final Submit

पहचान का विवरण (Identity Type Details)

पहचान चुनें (Choose Identity): Aadhaar

आधार विवरण (Aadhaar Details)

आवेदन संख्या (Application No.): 263510000027

अभ्यर्थी का नाम (Candidate's Name): KRISHNA KUMAR

☒ I voluntarily agree to share my child / ward Aadhaar number, I am aware that it will be used to establish his / her identity at various stages for the CUET(UG) 2026 Examination. I am aware that my child / ward's identity will be established by matching his / her personal identification details available in Aadhaar records of UIDAI.
मैं छिटे बच्चे/वाई की आधार संख्या को साझा करने के लिए सहमत हूँ और मुझे पता है कि इसका उपयोग कु-आईडीआईआई के आधार रिकॉर्ड में उपलब्ध उसकी व्यक्तिगत विवरण से पहचान करने, सीआईआईआई 2026 परीक्षा के विभिन्न चरणों के लिए किया जाएगा।

[Go to Identity](#)

आधार संख्या (Aadhaar Number):

आधार संख्या (Confirm Aadhaar Number):

NOTE: System will not allow you to change Name after Aadhaar Number Authentication. Please ensure to check the details and then proceed further.
नोट: सिस्टम आपको आधार संख्या प्रमाणीकरण के बाद नाम बदलने की अनुमति नहीं देता। कृपया विवरणों की जांच करना सुनिश्चित करें और फिर आगे बढ़ें।

CAPTCHA

Enter CAPTCHA as shown below (case sensitive):

CAPTCHA: 16U390

[Submit](#)

Disclaimer:
This digital platform has been developed by NIC as per the requirements and rules of the concerned Public Examination Authorities (PEA). It works as per the requirements, rules, and regulations of the concerned user PEA. The data and processes are owned and managed by the concerned PEA. (ver 1.0.136.2.0)

Ministry of Education
Government of India

DEMO Common University Entrance Test
CUET UG - 2026

राष्ट्रीय परीक्षा एजेंसी
National Testing Agency

[Home](#)
[Change Password](#)
[Logout](#)

Name: KRISHNA KUMAR
Application No: 263510000027

Application Form Steps

- 1. Contact Details
- 2. Personal Details
- 3. Disability Details
- 4. Identity Details
- 5. AWAAR ID
- 6. Apply For Exam and Select Test Paper
- 7. Qualification Details
- 8. Additional Details
- 9. Emergency Contact Details
- 10. Capture Photograph
- 11. Upload Documents
- 12. Final Submit

अपार आईडी (AWAAR ID)

Do you have AWAAR ID?
क्या आपके पास अपार आईडी है?

--Select--

--Select--

[Yes](#)

[No](#)

Disclaimer:
This digital platform has been developed by NIC as per the requirements and rules of the concerned Public Examination Authorities (PEA). It works as per the requirements, rules, and regulations of the concerned user PEA. The data and processes are owned and managed by the concerned PEA. (ver 1.0.136.2.0)

CUET(UG) 2026- INFORMATION BULLETIN

Application Form Steps

1. Contact Details
2. Personal Details
3. Disability Details
4. Identity Details
5. APAR ID
- 6. Apply for Exam and Select Test Paper**
7. Qualification Details
8. Additional Details
9. Emergency Contact Details
10. Capture Photograph
11. Upload Documents
12. Final Submit

Disclaimer:
This digital platform has been developed by NIC as per the requirements and rules of the concerned PEA (Ver. 1.0.1.90.2.0)

परीक्षा के लिए चयन करें (Select for Exam)

नोट -

1. टेस्ट पेपर का चयन करने से पहले <https://cuet.nta.nic.in/> पर यूनिवर्सिटी टैब के अंतर्गत बीजुईटी (पूरी) परीक्षा में भाग लेने वाले विभिन्न विश्वविद्यालयों द्वारा प्रदत्त पाठ्यक्रम की पूरी देखें।
2. अन्य भाषाई और सामान्य अभिरूढ़ि परीक्षाएं वॉलेंट अधिकतम 05 टेस्ट पेपर चुन सकते हैं। कम से कम एक भाषा का चयन करना उचित है।
3. यदि आप संस्कृत या (केवल) भाषा विषय चुन रहे हैं तो कृपया प्रश्न पत्र माध्यम में निम्न लिखित चुनें।

Note -

1. Before selecting test papers, check the list of courses offered by various universities participating in CUET (UG) exam under the Universities tab at <https://cuet.nta.nic.in/>.
2. You can choose a maximum 05 Test Papers including Languages and General Aptitude Test. It is advisable to select at least one language.
3. If you are choosing Sanskrit or language subjects (only) then please select "Subject Specific" in the Question Paper Medium.

परीक्षा के लिए चयन करें (Select for Exam)

परीक्षण पत्र (Test Papers)

CUET UG

- ☒ 101 - English (Language)
- ☐ 102 - Hindi (Language)
- ☐ 103 - Assamese (Language)
- ☐ 104 - Bengali (Language)
- ☐ 105 - Gujarati (Language)
- ☐ 106 - Kannada (Language)
- ☐ 107 - Malayalam (Language)
- ☐ 108 - Marathi (Language)
- ☐ 109 - Odia (Language)
- ☐ 110 - Punjabi (Language)
- ☐ 111 - Tamil (Language)
- ☐ 112 - Telugu (Language)
- ☐ 113 - Urdu (Language)
- ☐ 501 - General Aptitude Test
- ☐ 301 - Accountancy / Book Keeping (Domain)
- ☐ 302 - Agriculture (Domain)
- ☐ 303 - Anthropology (Domain)
- ☐ 304 - Biology/ Biological Science/ Biotechnology /Biochemistry (Domain)
- ☐ 305 - Business Studies (Domain)
- ☐ 306 - Chemistry (Domain)
- ☐ 307 - Environmental Science (Domain)
- ☐ 308 - Computer Science / Information Practices (Domain)
- ☐ 309 - Economics / Business Economics (Domain)
- ☐ 312 - Fine Arts/Visual Arts/Commercial Arts (Domain)
- ☐ 313 - Geography / Geology (Domain)
- ☐ 314 - History (Domain)
- ☐ 315 - Home Science (Domain)
- ☐ 316 - Knowledge Tradition - Practices in India (Domain)
- ☐ 318 - Mass Media / Mass Communication (Domain)
- ☐ 319 - Mathematics / Applied Mathematics (Domain)
- ☐ 320 - Performing Arts (Dance, Drama , Music) (Domain)
- ☐ 321 - Physical Education (Yoga, Sports) (Domain)
- ☐ 322 - Physics (Domain)
- ☐ 323 - Political Science (Domain)
- ☐ 324 - Psychology (Domain)
- ☐ 325 - Sanskrit (Domain)
- ☐ 326 - Sociology (Domain)

CUET(UG) 2026- INFORMATION BULLETIN

डोमेन विषयों के लिए प्रश्न पत्र का माध्यम (Question Paper Medium for Domain Subjects)	English	
परीक्षा राज्य / शहर-पहला विकल्प (Exam State / City-1st choice)	HARYANA	Ambala
परीक्षा राज्य / शहर-दूसरा विकल्प (Exam State / City-2nd choice)	DELHI (NCT)	New Delhi
परीक्षा राज्य / शहर-तीसरा विकल्प (Exam State / City-3rd choice)	HARYANA	Faridabad
परीक्षा राज्य / शहर-चौथा विकल्प (Exam State / City-4th choice)	HARYANA	Gurgaon
पिता / अभिभावक व्यवसाय (Father's / Guardian's Occupation)	AGRICULTURE	
पिता / अभिभावक योग्यता (Father's / Guardian's Qualification)	MATRICULATE	
माता / अभिभावक व्यवसाय (Mother's / Guardian's Occupation)	OTHERS (INCLUDING HOUSE WIFE)	
माता / अभिभावक योग्यता (Mother's / Guardian's Qualification)	MATRICULATE	

CAPTCHA

Enter CAPTCHA as shown below (case sensitive)

CUET26

CAPTCHA 2P6L22

Save & Next

Ministry of Education Government of India	DEMO Common University Entrance Test CUET UG - 2026	राष्ट्रीय परीक्षा एजेंसी National Testing Agency
Home Change Password Logout	Name: KRISHNA KUMAR Application No : 263510000027	

Application Form Steps

- Contact Details
- Personal Details
- Disability Details
- Identity Details
- APAR ID
- Apply For Exam and Select Test Paper
- Qualification Details**
- Additional Details
- Emergency Contact Details
- Capture Photograph
- Upload Documents
- Final Submit

शैक्षणिक विवरण (Educational Details)

10th or equivalent (details as per Class 10th board marksheet) Qualification Details

उत्तीर्ण की स्थिति (Pass Status)	उत्तीर्ण / सम्मिलित होने का वर्ष (Year of Passing / Appearing)
Passed	2024
योग्यता परीक्षा (Qualifying Exam)	स्कूल का स्थान (Place of School)
10th or Equivalent	Rural
स्कूल / कॉलेज का प्रकार (Type of School / College)	योग्यता परीक्षा राज्य (Qualifying Examination State)
Government School	HARYANA
योग्यता परीक्षा विभाग (Qualifying Examination District)	स्कूल बोर्ड (School Board)
PANJAB	HARYANA BOARD OF SCHOOL EDUCATION
परिणाम मोड (Result Mode)	
CGPA	
Maximum Grade Point	CGPA Obtained
10	10.00
पंजीकरण संख्या / नामांकन संख्या / रोल नंबर (Registration No / Enrolment No / Roll No)	स्कूल / कॉलेज का नाम और पता (School / College Name & Address)
123456789	SPS Sr. Sec. School
स्कूल / कॉलेज पिनकोड (School / College PIN Code)	
121102	

12th or equivalent (details as per Class 12th board marksheet) Qualification Details

उत्तीर्ण की स्थिति (Pass Status)	उत्तीर्ण / सम्मिलित होने का वर्ष (Year of Passing / Appearing)
Appearing	2026
योग्यता परीक्षा (Qualifying Exam)	स्कूल का स्थान (Place of School)
Class 12th or equivalent	Rural
स्कूल / कॉलेज का प्रकार (Type of School / College)	योग्यता परीक्षा राज्य (Qualifying Examination State)
Government School	DELHI
योग्यता परीक्षा विभाग (Qualifying Examination District)	स्कूल बोर्ड (School Board)
SOUTH EAST DELHI	CENTRAL BOARD OF SECONDARY EDUCATION
परिणाम मोड (Result Mode)	
Selected	
पंजीकरण संख्या / नामांकन संख्या / रोल नंबर (Registration No / Enrolment No / Roll No)	स्कूल / कॉलेज का नाम और पता (School / College Name & Address)
	CBS
स्कूल / कॉलेज पिनकोड (School / College PIN Code)	
110064	

CAPTCHA

Enter CAPTCHA as shown below (case sensitive)

CUET26

CAPTCHA 902MV2

Save & Next

CUET(UG) 2026- INFORMATION BULLETIN

Application Form Steps

1. Contact Details
2. Personal Details
3. Disability Details
4. Identity Details
5. APAAR ID
6. Apply For Exam and Select Test Paper
7. Qualification Details
- 8. Additional Details**
9. Emergency Contact Details
10. Capture Photograph
11. Upload Documents
12. Final Submit

अतिरिक्त जानकारी (Additional Details)

क्या आप जुड़वा हैं और दोनों सीपूईटी (यूजी) 2026 के लिए आवेदन कर रहे हैं?
(Are you a Twin and both applying for CUET (UG) 2026)?

CAPTCHA

Enter CAPTCHA as shown below (case sensitive)

CAPTCHA

940

Select

No

Yes

1CS844

Save & Next

Disclaimer:
This digital platform has been developed by NIC as per the requirements and rules of the concerned Public Examination Authorities (PEA). It works as per the requirements, rules, and regulations of the concerned user PEA. The data and processes are owned and managed by the concerned PEA. (Ver 0.1.06.2.0)



Application Form Steps

1. Contact Details
2. Personal Details
3. Disability Details
4. Identity Details
5. APAR ID
6. Apply For Exam and Select Test Paper
7. Qualification Details
8. Additional Details
- 9. Emergency Contact Details**
10. Capture Photograph
11. Upload Documents
12. Final Submit

सिस्टम ने अभी आपके द्वारा दिए गए मोबाइल नंबर और ईमेल आईडी पर पाठ संदेश वन टाइम पासवर्ड (ओटीपी) भेजा है।
(System just sent a One Time Password (OTP) via text message (SMS) and Email on given Mobile Number and email Id.)

मोबाइल नंबर या ईमेल संपादित करने के लिए बाईं ओर 'आपातकालीन संपर्क विवरण प्रवीक्षित करें' लिंक पर क्लिक करें।
(If you wish to edit the mobile and email then click on 'Register Emergency Contact Details' step link given on left side.)

Country Name : India

મોબાઇલ નંબર (Mobile Number): 91 9729

2017-2018 (continued)

Ex: 4043@gmail.com

मोबाइल के लिए वन टाइम पासवर्ड (ओटीपी) दर्ज करें (Enter One Time Password (OTP) For Mobile)

એકીવારે દર્જ કરો (Enter One Time)

1	1	8	2	1	5
---	---	---	---	---	---

1 2 3 4 5 6

Verify & Next

[illegible]

[Note: Didn't get the text message? Sometimes it can take up to 15 minutes. If it's been longer than that, [CLICK HERE](#) to resend One Time Password (OTP) via text message (SMS) on your glavin Mobile No and Email id.]

Disclaimer:
This digital platform has been developed by NIC as per the requirements and rules of the concerned Public Examination Authorities (PEA). It works as per the requirements, rules, and regulations of the concerned user PEA. The data and processes are owned and managed by the concerned PEA. (Ver 1.0.136.2.0)



NIC national
informatics
centre

CUET(UG) 2026- INFORMATION BULLETIN

Application Form Steps

1. Contact Details
2. Personal Details
3. Disability Details
4. Identity Details
5. APAAR ID
6. Apply For Exam and Select Test Paper
7. Qualification Details
8. Additional Details
9. Emergency Contact Details
10. Capture Photograph
11. Upload Documents
12. Final Submit

साइव फोटोग्राफ लें (Capture Photograph)

कृपया साइव फोटोग्राफ लेने से पहले नीचे दिए गए निर्देशों को ध्यानपूर्वक पढ़ें।

Please read the following instructions carefully to capture the live photograph :

1. बिना डिवाइस से वायु ऑफेन फॉर्म भर रहे हैं, उसके देखें कि लाइव कैमरा बॉक्स में अपनी साइव इमेज दिखाई देती।
Connect your webcam to the device used for filling the application form. The Live Camera box will display your live image.
2. हमारे रंग लाली पृष्ठभूमि, उचित रोशनी और 80% चेहरा (कानों सहित, बिना मास्क) स्पष्ट रूप से दिखाई दे रहे सुनिश्चित करें।
Ensure a light background, proper lighting, and 80% face visibility (including ears, no mask).
3. मोड लेन के लिए "Capture Photograph" बटन पर क्लिक करें।
Click "Capture Photograph" to take the photo.
4. यदि फोटो सही है, तो "Upload Photograph" पर क्लिक करें। यदि नहीं है, तो दोबारा कैप्चर कर पुनः अपलोड करें।
If satisfied, click "Upload Photograph" to save it. If not, retake and upload again.
5. यदि आपका डिवाइस रेकम सपोर्ट नहीं करता है, तो QR कोड को स्कैन करें और अपने मोबाइल से फोटो अपलोड करें। फोटो अपलोड होने के बाद "Refresh Captured Photo" पर क्लिक करें।
If your device doesn't support a webcam, scan the QR code on the right to capture and upload using your mobile. After uploading, click "Refresh Captured Photo."

साइव कैमरा (Live Camera)



Capture Photograph

कैमरा की गई तस्वीर (Captured Picture)

Refresh Captured Photo




1434

Application Form Steps

1. Contact Details
2. Personal Details
3. Disability Details
4. Identity Details
5. APAAR ID
6. Apply For Exam and Select Test Paper
7. Qualification Details
8. Additional Details
9. Emergency Contact Details
10. Capture Photograph
11. Upload Documents
12. Final Submit

साइव फोटोग्राफ लें (Capture Photograph)



Done Save & Next

CUET(UG) 2026- INFORMATION BULLETIN

Application Form Steps

1. Contact Details
2. Personal Details
3. Disability Details
4. Identity Details
5. APAR ID
6. Apply For Exam and Select Test Paper
7. Qualification Details
8. Additional Details
9. Emergency Contact Details
10. Capture Photograph
11. Upload Documents
12. Final Submit

दस्तावेज़ अपलोड (Document Upload)

Please make sure that all submitted documents adhere to the specifications mentioned in the table below.
कृपया सुनिश्चित करें कि सभी प्रस्तुत दस्तावेज़ नीचे दी गई जानकारी में उल्लिखित विनिर्देशों का पालन करते हैं।

Candidates who have verified their identities through methods other than Aadhaar are required to upload their identity proof.
निम्न उम्मीदवारों ने आधार के अलावा अन्य तरीकों से अपनी पहचान सत्यापित की है, उनका पहचान प्रमाण अपलोड करना आवश्यक है।

S.No.	Required Document	Document Specifications	Upload	Action	View
1	पासपोर्ट साइज की फोटो (बिना मास्क के 80% चेहरे के साथ) (Passport Size Photograph (with 80% face without mask))	Document Format: JPG/JPEG Min Size (KB): 10 Max Size (KB): 200	<input type="button" value="Choose file"/> No file chosen		Click here to view uploaded document
2	हस्ताक्षर (Signature)	Document Format: JPG/JPEG Min Size (KB): 10 Max Size (KB): 50	<input type="button" value="Choose file"/> No file chosen		Click here to view uploaded document
3	PwD/PwBD दिव्यांगजन प्रमाणपत्र/UDID एक ही पीडीएफ में दोनों पृष्ठों के साथ PwD/PwBD Disability Certificate/UDID with both side in same pdf	Document Format: PDF Min Size (KB): 50 Max Size (KB): 300	<input type="button" value="Choose file"/> No file chosen		Click here to view uploaded document
4	पहचान प्रमाण (Identity Proof)	Document Format: JPG/JPEG Min Size (KB): 10 Max Size (KB): 200	<input type="button" value="Choose file"/> No file chosen		Click here to view uploaded document

CAPTCHA

Enter CAPTCHA as shown below (case sensitive)

CUET26

CAPTCHA

164538

Save & Next

Disclaimer: This digital platform has been developed by NTA as per the requirements and rules of the concerned Public Examination Authorities (PEAs). It works as per the requirements, rules, and regulations of the concerned PEA. The data and processes are owned and managed by the concerned PEA. (Ver 1.0.136.2.0)

NIC

Confirm !!

Do you wish to submit Document Form finally ?

Yes

No

Review Page !!

Please review the following information before 'FINAL SUBMIT'
If you would like to change any information, please use the links provided on the 'Left menu bar'

Close

CUET(UG) 2026- INFORMATION BULLETIN

Application Form Steps

1. Contact Details
2. Personal Details
3. Disability Details
4. Identity Details
5. AFAAR ID
6. Apply For Exam and Select Test Paper
7. Qualification Details
8. Additional Details
9. Emergency Contact Details
10. Capture Photograph
11. Upload Documents
12. Final Submit

Review Page - Online Application Form

Review the following particulars carefully. If you would like to change any particulars entered, you may do so by using 'Left Links' button or press 'FINAL SUBMISSION OF APPLICATION' button for final submission.

व्यक्तिगत विवरण (Personal Details)

उम्मीदवार का नाम (Candidate's Name):	KRISHNA KUMAR
उम्मीदवार की जन्म तिथि (Candidate's Date of Birth):	21-05-2009
लिंग (Gender):	Male
पिता / अभिरक्षक का नाम (Father's / Guardian's Name):	YOGJEET KUMAR
माता / अभिरक्षक का नाम (Mother's / Guardian's Name):	SHRUTI DEVI
राज्य का निवासी (State of Domicile):	TRIPURA
श्रेणी (Category):	EPS
क्या आपके पास किसी अधिकृत सरकारी कार्यालय द्वारा जारी किया गया और सक्रिय श्रेणी प्रमाण पत्र है? (Do you have a valid and live category certificate issued by an authorized Government Office?):	Yes
श्रेणी प्रमाणपत्र आईडी / संख्या (Category Certificate ID / Number):	4656415554
श्रेणी प्रमाणपत्र जारी करने की तिथि (Category Certificate Issue Date) (DD/MM/YYYY):	12/04/2025
श्रेणी प्रमाणपत्र जारी करने वाले अधिकारी का नाम (Name of the authority issuing the category certificate):	Tripara Government
क्या आपको मृगमति है? (Are You Diabetic?):	No
निवास की जगह (Place of Residence):	Urban
वार्षिक परिवारिक आय (Annual Family Income):	INR 100000
अल्पसंख्यक के हैं? (Belongs to Minority):	Yes
धार्मिक अल्पसंख्यक (Religious Minority):	Sikh
राष्ट्रियता (Nationality):	Indian
रक्षा बर्तक / सुरक्षा बर्तक के धारक (Ward of Defence Personnel / Ex-Servicemen):	No
दासीनी क्वोटा के लिए दावा (Claim for NCC Quota):	No
खेल क्वोटा के लिए दावा (Claim for Sports Quota):	Yes
प्रमाणित निवासी (Identity Verified):	PAAR Card Number: [REDACTED]
अन्य श्रेणी (AFAAR ID):	No

विकलांगता विवरण (Disability Details)

क्या आप PwD/PwBD उम्मीदवार हैं? (Are you PwD/PwBD Candidate?):	Yes
क्या आपके पास यूडीसी प्रमाणपत्र/विकलांगता प्रमाणपत्र है? (Do you have UDID Certificate / Disability Certificate?):	Yes / Have Disability Certificate
विकलांगता प्रमाणपत्र संख्या दर्ज करें (Enter Disability Certificate No.):	123456789
जारी करने वाला अधिकारी (Issuing Authority):	Government of India
क्या आप एक PwD / PwBD उम्मीदवार हैं जिसके पास सरकार के चैप्टरन बोर्ड द्वारा जारी की गई और सक्रिय विकलांगता प्रमाण पत्र है? (Are you a PwD / PwBD candidate having a valid and live Disability Certificate issued by Medical Board of Govt?):	PwD with disability 40% or Above
प्रमाणपत्र के अनुसार विकलांगता का प्रकार (Type of Disability as per certificate):	Locomotor Disability (Both arms affected-50)
प्रमाणपत्र के अनुसार विकलांगता का प्रतिशत (Percentage of disability as per certificate):	45
क्या आपको स्कोर करने की आवश्यकता है (जैसे कि आपने सूची में दिए गए मानकों के अनुसार)? (Do you need to score (as per the criteria given in the Information Bulletin)?)	No - I do not need to score

परीक्षा के लिए चयन करें (Select for Exam)

परीक्षा के लिए चयन करें (Select for Exam):	CUET UG
परीक्षा पत्र (Test Papers):	<input type="checkbox"/> 101 - English (Language) <input type="checkbox"/> 308 - Computer Science / Information Practices (Domain) <input type="checkbox"/> 316 - Mathematics / Applied Mathematics (Domain) <input type="checkbox"/> 322 - Physics (Domain) <input type="checkbox"/> 501 - General Aptitude Test
प्रश्न पत्रों के लिए चयन करें (Question Paper Medium for Domain Subjects):	English
परीक्षा राज्य / राज्य-राज्य विकल्प (Exam State / City-1st choice):	AMBIKA (HARINA)
परीक्षा राज्य / राज्य-दुसरा विकल्प (Exam State / City-2nd choice):	NEPAL (DELHI (NCT))
परीक्षा राज्य / राज्य-तीसरा विकल्प (Exam State / City-3rd choice):	PAKISTAN (HARINA)
परीक्षा राज्य / राज्य-चौथा विकल्प (Exam State / City-4th choice):	GUJARAT (HARINA)
पिता / अभिरक्षक व्यवसाय (Father's / Guardian's Occupation):	AGRICULTURE
पिता / अभिरक्षक योग्यता (Father's / Guardian's Qualification):	MATRICULATE
माता / अभिरक्षक व्यवसाय (Mother's / Guardian's Occupation):	OTHERS (INCLUDING HOUSE WIFE)
माता / अभिरक्षक योग्यता (Mother's / Guardian's Qualification):	MATRICULATE

10th or equivalent (details as per Class 10th board marksheet) Qualification Details

उत्तीर्ण की स्थिति (Pass Status):	Passed	उत्तीर्ण / सम्मिलित होने का वर्ष (Year of Passing / Appearing):	2024
स्कूल का स्थान (Place of School):	Rural	योग्यता परीक्षा (Qualifying Exam):	10th or Equivalent
स्कूल / कॉलेज का प्रकार (Type of School / College):	Government School	योग्यता परीक्षा राज्य (Qualifying Examination State):	HARINA
योग्यता परीक्षा विभाग (Qualifying Examination District):	PAKISTAN	स्कूल बोर्ड (School Board):	HARINA BOARD OF SCHOOL EDUCATION
परिणाम मोड (Result Mode):	CGPA	Maximum Grade Point:	10
CGPA Obtained:	10	CGPA:	10
पंजीकरण संख्या / नामांकन संख्या / रोल नंबर (Registration No / Enrollment No / Roll No):	123456789	स्कूल / कॉलेज का नाम और पता (School / College Name & Address):	SFS S. Sec. School

CUET(UG) 2026- INFORMATION BULLETIN

CGPA Obtained: 10	CGPA: 10
दर्शनिका संख्या / नामांकन संख्या / रोल नंबर (Registration No / Enrollment No / Roll No): 123456789	स्कूल / कॉलेज का नाम और पता (School / College Name & Address): SP6 Sr. Sec. School
स्कूल / कॉलेज पिनकोड (School / College PIN Code): 121002	

12th or equivalent (details as per Class 12th board marksheet) Qualification Details	
उत्तीर्ण की स्थिति (Pass Status): Appearing	वर्ष / संवत्ति होने का वर्ष (Year of Passing / Appearing): 2025
स्कूल का स्थान (Place of School): Rural	योग्यता परीक्षा (Qualifying Exam): Class 12th or equivalent
स्कूल / कॉलेज का प्रकार (Type of School / College): Government School	योग्यता परीक्षा राज्य (Qualifying Examination State): DELHI
योग्यता परीक्षा जिला (Qualifying Examination District): SOUTH EAST DELHI	स्कूल बोर्ड (School Board): CENTRAL BOARD OF SECONDARY EDUCATION
वीरपाठ मॉडल (Vidya Path Model):	नामांकन संख्या / रोल नंबर (Registration No / Enrollment No / Roll No):
स्कूल / कॉलेज का नाम और पता (School / College Name & Address): DPS	स्कूल / कॉलेज पिनकोड (School / College PIN Code): 110044

अतिरिक्त जानकारी (Additional Details)

क्या आप जुड़वा हैं और दोनों सिंगल हैं (कुछी 2006 के लिए आवेदन कर रहे हैं) (Are you a Twin and both applying for CUET (UG) 2026)? No

वर्तमान पता (Present Address)

पता (Promises New Name)	HMD, 213
उप-स्थानीयता (Sub-Localty)	VASANT KULU
स्थानीयता (Locality)	SOUTH DELHI
देश (Country)	India
राज्य (State)	DELHI
जिला (District)	NEW DELHI
पिन कोड (PIN Code)	110077
ईमेल पता (Email Address)	m80*****@gmail.com
मोबाइल नंबर (Mobile Number)	91-870****920
वैकल्पिक संपर्क नंबर (Alternate Contact No) (Optional)	NA

स्थायी पता (Permanent Address)

पता (Promises New Name)	361
उप-स्थानीयता (Sub-Localty)	PRAGATI VIHAR
स्थानीयता (Locality)	RURAL
देश (Country)	India
राज्य (State)	HARYANA
जिला (District)	PANJAL
पिन कोड (PIN Code)	121102

आपाता पिता / अभिभावक का आपातकालीन संपर्क विवरण (Emergency Contact Details of Parent / Guardian)

देश कोड (Country Code)	+91
मोबाइल नंबर (Mobile Number)	91-972****959
ईमेल पता (Email Address)	gpr*****@gmail.com

चित्रन की गई फाइलें अपलोड करें (Upload Scanned Files)

Sr.No	Document	Display
1	पासपोर्ट आकार की तस्वीर (विन साइज के 80% सेरी के साथ) (Passport Size Photograph with 80% face without mark)	
2	सहसि (Signature)	
3	PwD/PwBD विवरण प्रमाण (UDD) एक ही तस्वीर में दोनों तस्वीरें के साथ (PwD/PwBD Disability Certificate/UDD with both side in same pdf)	
4	प्राचन प्रमाण (Identity Proof)	

Captured Photograph

Captured Photograph

हस्ताविन की जाने वाली विवरण चेकलिस्ट (Particulars checklist to be verified)

कृपया नीचे सूचीबद्ध सभी विवरणों को ध्यान से सत्यापित करें। कृपया आवेदन पत्र भ्रम करने के बाद, उसे, संशोधन नहीं किया जा सकता है। / Kindly verify all the particulars listed below carefully. Once submitted Application Form finally, changes can not be made.

☒ मेरा नाम (My Name)
 ☒ पिता / अभिभावक का नाम (Father/Guardian Name)
 ☒ माता / अभिभावक का नाम (Mother/Guardian Name)
 ☒ जन्म तिथि (Date of Birth)
 ☒ लिंग (Gender)

☒ मेरी श्रेणी (My Category)
 ☒ प्रश्न पत्र (Question Paper Medium)
 ☒ परीक्षा केंद्र (Examination Centres)
 ☒ शैक्षणिक विवरण (Educational Details)
 ☒ संपर्क करने का विवरण (Contact Details)

☒ दस्तावेज अपलोड (Document Uploads)
 ☒ नए पत्र (New Papers)

Declaration

I hereby declare that I have filled up this Online Application Form after carefully reading the Information Bulletin and fully understanding the provisional procedures mentioned therein. I further declare that all the particulars given by me in this Form are true and correct to the best of my knowledge and belief. I agree that my result may be withheld or my candidature cancelled, in case it is found that false information has been furnished by me in this application. I shall abide by these terms and conditions as well as those laid down in the Information Bulletin, Public Notices, and Advisories issued by NTA regarding CUET (UG) - 2026 from time to time.

मेरे प्रमाण प्रमाण/कर्मचारी हैं कि मैंने सूचना विवरण को ध्यान से पढ़ा है और इसमें उल्लिखित प्रमाण/कर्मचारी को पूरी तरह से समझने के बाद, मैं आवेदन पत्र भर रहा हूँ। मैं यह भी घोषणा करता/करती हूँ कि इस आवेदन पत्र में जो जानकारी दी है, वह सत्य है। मैं अपने विवरण में किसी भी भ्रम या त्रुटि को दुरुस्ती करने के लिए इस सूचना बुलेटिन, सार्वजनिक सूचना, सार्वजनिक सूचना और समय से उचित रूप से अपडेट किया जा रहा है। मैं अपने आवेदन पत्र में सत्यापित करूँगा/करूँगी।

☒ Agree

Final Submission of Application

CUET(UG) 2026- INFORMATION BULLETIN

Confirm !!

Are you sure you want to submit the details?

Yes

No

Ministry of Education
Government of India

DEMO Common University Entrance Test
CUET UG - 2026

राष्ट्रीय परीक्षा एजेंसी
National Testing Agency

Home Change Password Logout

Name: KIRAN KUMAR Application No : 26310000027

Activities

- Registration Form
- New Application Form
- Fee Payment

Verify Mobile No. & Email Id

- Mobile No. Verified
- Verify Email Id

Current Status

- Registration Form
- Mobile Number Verification
- Application Form
- Email Id Verification
- Fee Payment

- Completed
- Completed
- Completed
- Pending
- Pending

You have submitted application form for DEMO Common University Entrance Test CUET UG - 2026.
Your application will be considered complete only after successful payment of application fee.
After payment of fee, you will not be able to edit the filled application details and documents uploaded.
You are required to pay the fee Rs. 1000/-

Application Number : 26310000027

Click Application Form Your Email Id yet to be verified. Click here to verify your Email Id first.

Ministry of Education
Government of India

DEMO Common University Entrance Test
CUET UG - 2026

राष्ट्रीय परीक्षा एजेंसी
National Testing Agency

Home Change Password Logout

Name: KIRAN KUMAR Application No : 26310000027

Verify your Registered Email Id

Registered Email Id : kiran*****@gmail.com

Enter CAPTCHA as shown below

CAPTCHA

51F70Y

Verify & Get OTP Change Email Id

Ministry of Education
Government of India

DEMO Common University Entrance Test
CUET UG - 2026

राष्ट्रीय परीक्षा एजेंसी
National Testing Agency

Home Change Password Logout

Name: KIRAN KUMAR Application No : 26310000027

Activities

- Registration Form
- New Application Form
- Fee Payment

Verify Mobile No. & Email Id

- Mobile No. Verified
- Email Id Verified

Current Status

- Registration Form
- Mobile Number Verification
- Application Form
- Email Id Verification
- Fee Payment

- Completed
- Completed
- Completed
- Completed
- Pending

You have submitted application form for DEMO Common University Entrance Test CUET UG - 2026.
Your application will be considered complete only after successful payment of application fee.
After payment of fee, you will not be able to edit the filled application details and documents uploaded.
You are required to pay the fee Rs. 1000/-

Application Number : 26310000027

Click Application Form Pay Examination Fee Rs. 1000/-

Disclaimer: The system software has been developed by NIC as per the requirements and rules of the concerned Public Examination Authority (PEA). It works as per the requirements, rules, and regulations of the concerned PEA. The PEA and processes are linked and managed by the concerned PEA. User 1.0.1/1.0.1.0

NIC

Ministry of Education
Government of India

DEMO Common University Entrance Test
CUET UG - 2026

राष्ट्रीय परीक्षा एजेंसी
National Testing Agency

Home Change Password Logout

Name: KIRAN KUMAR Application No : 26310000027

Mode of Payment:

Activity : Examination Fee Payment

Select Mode of Payment

Online Payment

Proceed for payment

Note: The fee must be paid using the payment modes available on the test portal.

demo.pep.nic.in says

Are you sure you want to go for Fee Payment?

OK

Cancel

CUET(UG) 2026- INFORMATION BULLETIN

Common University Entrance Test CUET UG - 2026

This Payment Request will be expired within : 09:45 minute

User Details	
Candidate Name	KRISHNA KUMAR
Application Number	263510000027
Date of Birth	21-05-2009
Fee Amount	₹/-
Customer Id	26351000002701260101171009

Examination Fee Payment

Select Payment Provider :

☐ SBI MOPS (Debit Card/Credit Card/UPI/Net Banking of any bank)

☐ Canara Bank Payment Gateway (Debit Card/Credit Card/UPI/Net Banking of any bank)

☐ HDFC Bank Payment Gateway (Debit Card/Credit Card/UPI/Net Banking of any bank)

☐ ICICI Bank Payment Gateway (Debit Card/Credit Card/UPI/Net Banking of any bank)

[Proceed for payment](#)

[Click here to Cancel this Transaction.](#)

Content Created and Maintained by this digital platform has been developed by NIC as per the requirements and rules of the concerned Public Examination Authorities (PEA). It works as per the requirements, rules, and regulations of the concerned user PEA. The data and processes are owned and managed by the concerned PEA.
Designed, Developed and Hosted by National Informatics Centre,
Ministry of Electronics & Information Technology, Government of India



Pay through EASYEMI with HDFC Bank Credit Cards

Billing Information

Amount

₹ 0000

Order No

2635100000...

Merchant

CUET UG

Website

<https://cuets.nta.nic.in>

Get 2.9% Cashback points on your online spends* with
HDFC Bank Credit Card

Your session will expire in 14:49 minutes

UPI

UPI OPTIONS

Google Pay

Phone Pe

BHIM

Paytm

Amazon Pay

+ Any UPI ID



CUET(UG) 2026- INFORMATION BULLETIN

Activities

- Registration Form
- View Application Form
- View Payment Details

Download Confirmation Page

Download Confirmation Page

Verify Mobile No. & Email Id

- Mobile No. Verified
- Email Id Verified

Current Status

Registration Form	Completed
Mobile Number Verification	Completed
Application Form	Completed
Email Id Verification	Completed
View Payment Details	Completed

You have completed all the steps of online Application Form.
Now download the confirmation page.
Application Number: 202510000027

Download Confirmation Page

CUET(UG) 2026- INFORMATION BULLETIN

Confirmation Page:

[Click here to send Confirmation Page on your registered e-mail id](#)

[Click here to download Confirmation Page](#)

[Click here to go back](#)


Ministry of Education
Government of India

DEMO Common University Entrance Test

CUET UG - 2026

Confirmation Page

राष्ट्रीय परीक्षा एजेंसी
National Testing Agency

Application Number	263510000027		-
--------------------	--------------	--	---

DO NOT SEND THIS PAGE TO NATIONAL TESTING AGENCY (NTA).

CANDIDATE IS REQUESTED TO RETAIN THE PRINTOUT OF CONFIRMATION PAGE FOR FUTURE REFERENCE.

व्यक्तिगत विवरण(Personal Details)

अभ्यर्थी का नाम (Candidate's Name)	KRISHNA KUMAR	अभ्यर्थी की जन्म तिथि (Candidate's Date of Birth)	21-05-2009
माता / अभिभावक का नाम (Mother's / Guardian's Name)	JANKI DEVI	लिंग (Gender)	Male
पिता / अभिभावक का नाम (Father's / Guardian's Name)	VASUDEV KUMAR	राष्ट्रियता (Nationality)	Indian
राज्य का निवास (State of Domicile)	TRIPURA		
श्रेणी (Category)	EWS		
निवास की जगह (Place of Residence)	Urban		
वार्षिक पारिवारिक आय (Annual Family Income)	UPTO 100000		
क्या आपको मधुमेह हैं? Are You Diabetic?	No		
अल्पसंख्यक के हैं (Belongs to Minority)	Yes		
धार्मिक अल्पसंख्यक (Religious Minority)	Sikh		
देश के नागरिक (Citizen of the Country)			
रक्षा कर्मिक / भूतपूर्व सैनिकों के प्रतिपालित (Ward of Defence Personnel / Ex-Servicemen):	No		
एनसीसी कोटा के लिए दावा (Claim for NCC Quota):	No		
खेल कोटा के लिए दावा (Claim for Sports Quota):	Yes		
पहचान सत्यापित (Identity Verified)	PAN Card Number MUUP80294L		

परीक्षा के लिए चयन करें (Select for Exam)

परीक्षा के लिए चयन करें (Select for Exam)	<input checked="" type="checkbox"/> CUET UG
पिता / अभिभावक व्यवसाय (Father's / Guardian's Occupation)	AGRICULTURE
पिता / अभिभावक योग्यता (Father's / Guardian's Qualification)	MATRICULATE
माता / अभिभावक व्यवसाय (Mother's / Guardian's Occupation)	OTHERS (INCLUDING HOUSE WIFE)
माता / अभिभावक योग्यता (Mother's / Guardian's Qualification)	MATRICULATE
डोमेन विषयों के लिए प्रश्न पत्र का माध्यम (Question Paper Medium for Domain Subjects)	English
परीक्षण पत्र (Test Papers)	101 - English (Language), 308 - Computer Science / Information Practices (Domain), 319 - Mathematics / Applied Mathematics (Domain), 322 - Physics (Domain), 501 - General Aptitude Test
परीक्षा राज्य / शहर-पहला विकल्प (Exam State / City-1st choice)	HARYANA - Ambala
परीक्षा राज्य / शहर-दूसरा विकल्प (Exam State / City-2nd choice)	DELHI (NCT) - New Delhi
परीक्षा राज्य / शहर-तीसरा विकल्प (Exam State / City-3rd choice)	HARYANA - Faridabad
परीक्षा राज्य / शहर-चौथा विकल्प (Exam State / City-4th choice)	HARYANA - Gurugram

अतिरिक्त जानकारी (Additional Details)

क्या आप जुड़वा हैं और दोनों सीयूईटी (यूजी) 2026 के लिए आवेदन कर रहे हैं (Are you a Twin and both applying for CUET (UG) 2026) ?	No
---	----


वर्तमान पता (Present Address)

पता (Premises No/ Name), उप-स्थानीयता (Sub-Locality), स्थानीयता (Locality)	HNO. 213, VASANT KUNJ, SOUTH DELHI
जिला (District), राज्य (State), देश (Country), पिन कोड (PIN Code)	NEW DELHI, DELHI, India, 110077
ईमेल पता (Email Address)	m60*****@gmail.com
मोबाइल नंबर (Mobile Number)	91 - 870*****920
वैकल्पिक संपर्क सूत्र (Alternate Contact No.) (Optional)	NA

Permanent Address

पता (Premises No/ Name), उप-स्थानीयता (Sub-Locality), स्थानीयता (Locality)	361, PRAKASH VIHAR, PALWAL
जिला (District), राज्य (State), देश (Country), पिन कोड (PIN Code)	PALWAL, HARYANA, India, 121102

Images Captured by Candidate

Photo	Signature
	

Fee Payment Details

Activity	Application No	Reference No	Transaction Date	Amount	Customer ID	Payment Mode
Application fee	263510000027	26664152594	2026-01-01 17:10:32	●●●●	26351000002701260101171009	EPG



राष्ट्रीय परीक्षा एजेंसी
National Testing Agency
Excellence in Assessment

An autonomous Organization under the Department of Higher Education,
Ministry of Education, Government of India

First Floor, NSIC-MDBP Building, Okhla Industrial Estate,
New Delhi, Delhi 110020

Help Line: For Technical support, contact following during
working days between 10.00 a.m. to 5.00 p.m.

 <https://cuet.nta.nic.in/>

 <https://nta.ac.in/>

 **011-40759000**