



इलाहाबाद विश्वविद्यालय

प्रयागराज— 211 002, उ०प्र० (भारत)
UNIVERSITY OF ALLAHABAD
Prayagraj – 211 002, U. P. (INDIA)



No.: 05/R/40/2026
Date: 28.01.2026

NOTIFICATION

This is to notify that the classes for the Skill/Ability Enhancement courses for UG (2nd Semester) will commence from Tuesday, February 03, 2026 in the respective departments/centres.

Students have to opt one skill/ability enhancement course, different from the skill/ability enhancement course opted in UG (Ist Semester). Students are required to complete the process of enrolment for the above courses before the aforementioned date.

The link for the student registration is as follows:

<https://octopod.co.in/academy/admission/step/3990a63b98645298956ef125dc2be3ea/aa9aed3d068019d27ca3a0dc824c0be7/1>

The step by step-by-step guidelines for online registration is attached herewith.

This is issued with the approval of the Competent Authority.

Sd/-

Registrar

Copy to, for kind information and necessary action:

1. All the Deans (Faculty of Arts/Law/Commerce/Science/College Development/Research and Development/ Student Welfare) of University of Allahabad.
2. All the Heads/Directors/Coordinators, University of Allahabad.
3. All Faculty Members, University of Allahabad.
4. The Controller of Examination/ Proctor.
5. The Finance Officer, UoA.
6. The Public Relations Officer, UoA.
7. The Chairman, ICT Cell with request to upload the same on University's website.
8. SVC for kind information of the Hon'ble Vice Chancellor, University of Allahabad.

Sd/-

Registrar



इलाहाबाद विश्वविद्यालय

प्रयागराज -211002, उ०प्र० (भारत)
UNIVERSITY OF ALLAHABAD
PRAYAGRAJ -211002, U.P. (INDIA)



पत्रांक : 05/R/40/2026

दिनांक : 28.01.2026

अधिसूचना

एतद्वारा सूचित किया जाता है कि स्नातक (UG) (द्वितीय सेमेस्टर) के लिए कौशल/क्षमता संवर्धन पाठ्यक्रमों (Skill/Ability Enhancement Courses) की कक्षाएँ मंगलवार, 03 फरवरी, 2026 से संबंधित विभागों/केन्द्रों में प्रारंभ की जाएगी।

विद्यार्थियों को एक कौशल/क्षमता संवर्धन पाठ्यक्रम का चयन करना होगा, जो कि स्नातक (UG) (प्रथम सेमेस्टर) में चयनित कौशल/क्षमता संवर्धन पाठ्यक्रम से भिन्न हो। विद्यार्थियों को उपर्युक्त पाठ्यक्रमों हेतु नामांकन की प्रक्रिया उक्त तिथि से पूर्व पूर्ण करना अनिवार्य है।

विद्यार्थी पंजीकरण हेतु लिंक निम्नवत है:

<https://octopod.co.in/academy/admission/step/3990a63b98645298956ef125dc2be3ea/aa9aed3d068019d27ca3a0dc824c0be7/1>

ऑनलाइन पंजीकरण की चरणबद्ध रीति से मार्गदर्शिका संलग्न है।

यह आदेश सक्षम प्राधिकारी की अनुमोदन से निर्गत किया जाता है।

कुलसचिव

प्रतिलिपि सूचनार्थ एवं आवश्यक कार्रवाई हेतु प्रेषित :-

1. समस्त अधिष्ठाता (कला/विधि/वाणिज्य/विज्ञान/महाविद्यालय विकास/छात्र कल्याण/शोध एवं विकास), इलाहाबाद विश्वविद्यालय।
2. समस्त विभागाध्यक्ष / निदेशक/समन्वयक, इलाहाबाद विश्वविद्यालय।
3. समस्त संकाय सदस्य, इलाहाबाद विश्वविद्यालय।
4. परीक्षा नियंत्रक/ कुलानुशासक, इलाहाबाद विश्वविद्यालय।
5. वित्त अधिकारी, इलाहाबाद विश्वविद्यालय।
6. जनसंपर्क अधिकारी, इलाहाबाद विश्वविद्यालय।
7. अध्यक्ष आई.सी.टी.प्रकोष्ठ, इलाहाबाद विश्वविद्यालय –विश्वविद्यालय की वेबसाइट पर अपलोड करने के अनुरोध के साथ प्रेषित।
8. माननीय कुलपति महोदया के सचिव को माननीय कुलपति महोदया के सूचनार्थ।

कुलसचिव

NEP related Skill/Ability Enhancement 2.0 Credit Courses

Guidelines and Steps for Online Registration [Students]

1. Open the below link:

<https://octopod.co.in/academy/admission/step/3990a63b98645298956ef125dc2be3ea/aa9aed3d068019d27ca3a0dc824c0be7/1>

2. Under New Registration start filling your **PERSONAL DETAILS AND CLICK ON NEXT**

University Of Allahabad

Address : FINANCE OFFICER UNIVERSITY OF ALLAHABAD SENATE CAMPUS FINANCE OFFICER UNIVERSITY OF ALLAHABAD SENATE CAMPUS
Tel : | Email : FINANCEOFFICERAU@GMAIL.COM | Web :

New Registration

Already Registered

PERSONAL DETAILS

ACADEMIC DETAILS

PERSONAL DETAILS

Student Name *

YOUR NAME

Father Name *

YOUR FATHERS NAME

Mother's name *

YOUR MOTHERS NAME

Date of Birth *

ENTER DATE OF BIRTH

Mobile No *

0123456789

Email ID *

YOUR EMAIL ID

Next

3. In the next page fill your Basic **ACADEMIC DETAILS & Select Department/Centre for NEP related course, Select Course, upload your Admission Letter and click on submit**\

[Note: Choose a different course from the available NEP-related Skill/Ability Enhancement 2.0 Credit Courses list that you have not opted in the previous semester]

University Of Allahabad

Address : FINANCE OFFICER UNIVERSITY OF ALLAHABAD SENATE CAMPUS FINANCE OFFICER UNIVERSITY OF ALLAHABAD SENATE CAMPUS
Tel : | Email : FINANCEOFFICERAU@GMAIL.COM | Web :

PERSONAL DETAILS

ACADEMIC DETAILS

ACADEMIC DETAILS

Form ID :- 1769585598438

College/Institute Name *

University of Allahabad

Enrollment Number *

YOUR ENROLLMENT NUMBER

Academic Session *

2025-26

Present Course *

B.A

Select Department/Centre for NEP related course *

Electronics & Communication

Select Course *

Digital Literacy and AI Awareness

Programme *

NEP related Skill/Ability Enhancement

Present Semester *

2nd Semester

Upload your Admission Card *

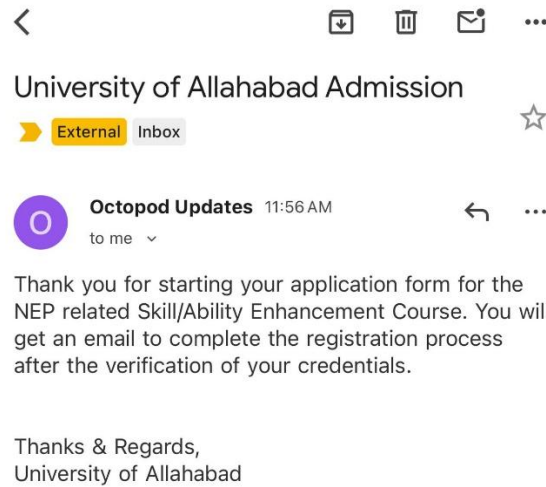
Choose File DUMMY.PDF

Previous

Download Application

Submit

4. After submitting the form, you will get a **CONFIRMATION EMAIL** regarding successful registration of the first stage.



- You can also download your submitted application, by clicking on **Download Application**

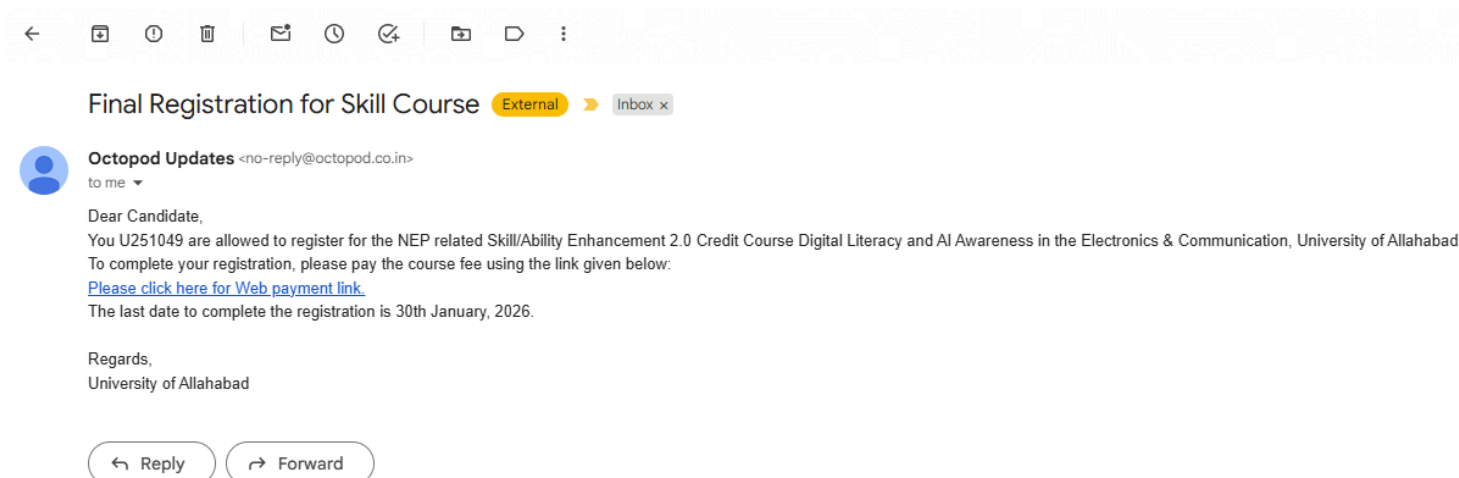
A screenshot of the "University Of Allahabad" application form. The header includes the university name and contact information: "Address : FINANCE OFFICER UNIVERSITY OF ALLAHABAD SENATE CAMPUS", "Tel : | Email : FINANCEOFFICERAU@GMAIL.COM | Web :". On the left, there are tabs for "PERSONAL DETAILS" and "ACADEMIC DETAILS", with "ACADEMIC DETAILS" being the active tab. The form ID is "1769585598438". The form fields include: "College/Institute Name" (University of Allahabad), "Enrollment Number" (YOUR ENROLLMENT NUMBER), "Academic Session" (2025-26), "Present Course" (B.A.), "Select Department/Centre for NEP related course" (Electronics & Communication), "Select Course" (Digital Literacy and AI Awareness), "Programme" (NEP related Skill/Ability Enhancement), and "Present Semester" (2nd Semester). There is a section for "Upload your Admission Card" with a "Choose File" button and a "DUMMY PDF" file. At the bottom, there are three buttons: "Previous", "Download Application", and "Submit". A red house icon is placed below the "Download Application" button.

Note:

1. Student are advised to submit the form only once. Multiple/duplicate applications will not be considered.
2. After submission of the registration form, students need to wait for a minimum period of 24 hours. During this time, your submitted details will be verified by the concerned Head of the Department/ Coordinator. Upon successful verification, a confirmation email along with payment instructions will be sent for completion of the final registration process.

5. Upon successful verification of your credentials by the concerned Head of the Department/ Coordinator, an email containing the payment instructions, as shown below, will be sent to you.

[Note: Verify the email id of the sender that the email containing the payment link is received from no-reply@octopod.co.in only. Emails received from any other source should be treated as invalid and the same may be reported to the office of the Finance Officer, University of Allahabad.]



6. Verify your enrollment number and the course opted during registration as mentioned in the email. If the details are correct, click on the link provided in the email. You will be redirected to a page similar to the one shown below. Enter your enrollment number, select the Academic Fee, and click on Validate. Upon successful validation, your credentials will be generated. After selecting validate, you will get your own credentials.

Are you existing Student?

- Insert Enrollment No. / Application No. / Admission No. / GR No.
- Click on Validate Button
- Select Academic Year
- Select Fees Category

U251049 Academic Fees **Validate**

Student Name*
YOUR NAME

Gender* Caste* Sub- Caste*
Male Caste Sub-Caste

Date of Birth Student Aadhaar Number
*****2026 Student Aadhaar Number

Mobile Number* Email Address*
*****2041 ictCE*****V.AC.IN

Select Programme / Medium* Semester / Year / Standard* Course / Division*
Electronics & Communication NEP related Skill/Ability Enhancement Course Digital Literacy and AI Awareness

No.	Particular	Due Date	Amount
1	Course Fee	26-Jan-2026	₹500.00
Total Payable			₹500.00

Fee Max Amount : *
500

Submit

- If your credentials are correct, click on submit button, you will get a similar page as shown below with payment information (Course Fee). Then select **Make Payment**.

University of Allahabad

Address : FINANCE OFFICER UNIVERSITY OF ALLAHABAD SENATE CAMPUS FINANCE OFFICER UNIVERSITY OF ALLAHABAD SENATE CAMPUS
Tel : | Email : FINANCEOFFICERAU@GMAIL.COM | Web :

Payment


Applicant Name :	Order ID :	Payment Amount :
<input type="text" value="YOUR NAME"/>	<input type="text" value="order_S9FMNfiGK2hect"/>	<input type="text" value="500"/>



Make Payment

Note :



- Please check your Debit card / Credit Card / UPI Limit before making the Payment.
- It may take upto 4 hours for receipt generation. If the money is debited from your account please recheck for the receipt after 4 hours.

- After selecting **Make Payment** option, you will be redirected to a similar page as shown below for various payment options (QR Code, UPI, Online Banking, Debit Card and Credit Card etc.). Make payment and download the fee receipt and save it for future use.




 Pay through EASYEMI with HDFC Bank Credit Cards




←  University of Allah... 




Only HDFC Bank credit cards supp


 **Pay Via Card** 
Only HDFC Bank debit cards supp

All Payment Options


 **UPI**  

 **Cards**  

 **Netbanking**  

Secured by  **Razorpay** • Account & Terms

By proceeding, I agree to Razorpay's
Privacy Notice • Edit Preferences

₹500
 View Details

Continue